

भारत सरकार केंद्रीय विद्युत प्राधिकरण पश्चिमी क्षेत्रीय विद्युत समिति एफ-3, एमआईडीसी क्षेत्र, अंधेरी (पूर्व), मुंबई - 400 093	 सत्यमेव जयते	Government of India Central Electricity Authority Western Regional Power Committee F-3, MIDC Area, Andheri (East), Mumbai - 400 093
Phone :022- 28221681; FAX : 022-28370193; e-mail: comml-wrpc@nic.in; web site: www.wrpc.gov.in		

सं. पक्षेविस/वाणिज्य-I/4/एबीटीडीएसएम/2024/6.2/ 6723-6475 दिनांक: 25/06/2024
No: WRPC/Comml.-I/4/ABTDSM/2024/6.2/

सेवा में /To,

(सूची के अनुसार /As per list)

विषय:- दिनांक **10.06.24** से **16.06.24** तक की सप्ताहवधि के लिए डीएसएम सेटलमेंट लेखा शुल्क ।

Sub: - DSM settlement statements for the Week from **10.06.24 to 16.06.24**.

महोदय / Sir ,

सीईआरसी (केंद्रीय विद्युत नियामक आयोग) विचलन निपटान तंत्र और संबंधित मामले विनियमन, 2022 के अनुरूप देय / प्राप्य विवरणों के साथ विचलन निपटान विवरण, सीईआरसी डीएसएम 2022, विनियमों के मामले में सीईआरसी आदेश दिनांक 26.12.22, 06.02.23 और 09.04.23 , सीईआरसी सहायक सेवा विनियमन, 2022 और **10.06.24 से 16.06.24** की अवधि के लिए 18.04.23 को नोडल एजेंसी (एनएलडीसी) द्वारा जारी तृतीयक रिजर्व सहायक सेवाओं (टीआरएस) के लिए अंतिम विस्तृत प्रक्रिया इसके साथ संलग्न है। 48वीं डब्ल्यूटीपीसी बैठक में सहमति के अनुसार डीएसएम शुल्क अपने लाभार्थियों के बीच परमाणु स्टेशनों के समायोजन को डीएसएम लेखांकन में 01.01.2024 से शामिल कर लिया गया है (इस पर एक नोट भी संलग्न है)। देय / प्राप्य के लिए नियत दिनांक इन नियमन के अनुसार होगी।

उपरोक्त डीएसएम विवरण (15 मिनट डाइम ब्लाक अनुसार डाटा के साथ) का विवरण पक्षेविसमिति की वेबसाइट www.wrpc.gov.in पर उपलब्ध है । संशोधन संख्या की प्रति. कार्यान्वित शेड्यूल के लिए डब्ल्यूआरएलडीसी से दिनांक 20.06.2024 को ईमेल द्वारा प्राप्त डेटा संलग्न है।

The Deviation Settlement Statement with payable / receivable particulars in line with CERC (Central Electricity Regulatory Commission) Deviation Settlement Mechanism and related matters Regulation, 2022, CERC order dated 26.12.22, 06.02.23 and 09.04.23 in the matter of CERC DSM Regulations, 2022, CERC Ancillary Services Regulation, 2022 and as per Final detailed procedure for Tertiary Reserve Ancillary Services (TRAS) issued by Nodal Agency (NLDC) on 18.04.23 for the period **10.06.24 to 16.06.24** is enclosed herewith. **The DSM Charges adjustments of Nuclear Stations amongst its beneficiaries as agreed in the 48th WTPC meeting has been incorporated w.e.f. 01.01.2024 in the DSM accounting (a note on the same is also enclosed). The DSM charges Payable/Receivable in the weekly summary sheets are inclusive of adjustments of Nuclear Stations. The due dates for payment / receipts shall be as per these Regulations.**

Details of the above DSM statement (along with 15 minutes time block-wise data) is available on WRPC website www.wrpc.gov.in. **Copy of the revision no. for implemented schedule data received vide email dated 20.06.2024 from WRLDC is enclosed.**

संलग्न Encl:: उपरोक्तानुसार/As Above.

भवदीय/Yours faithfully,

Anil Gautam

Anil Kumar Gautam
Executive Engineer (C)

Mailing list:

1. Executive Director (Finance), Gujarat Urja Vikas Nigam Ltd., Vadodara-390 007. Fax: 0265-2344543.
2. Chief Engineer (LD), Gujarat Energy Transmission Corpn. Ltd., Vadodara- 390 021
3. Chief General Manager (Comml), MP Power Management Co.Ltd., Jabalpur-482 008. Fax: 0761-2664749.
4. Chief Engineer (LD), M P Power Transmission Company Ltd.,SLDC, Jabalpur 482 008. Fax: 0761-2661884
5. Chief Engineer (Comml), Chhattisgarh State Power Distribution Co. Ltd., Raipur – 492 013. Fax: 0771-5066942
6. Chief Engineer (LD), Chhattisgarh State Power Transmission Co. Ltd., Bhilai-490 024.
7. Chief Engineer (PP), Maharashtra State Electricity Distribution Co. Ltd., Mumbai-400 051. Fax: 022-26475012.
8. Chief Engineer (LD), State Load Despatch Centre, MSETCL, New Mumbai - 400 708. Fax: 022-27601769
9. Chief Electrical Engineer, Panjim, Goa-403 001. Fax: 0832-2222354
10. Executive Engineer, Electricity Department, Daman-396 210. Fax: 0260-2250889
11. Executive Engineer (Elect), Electricity Department, Silvassa-396 230. Fax:0260-2642338/236/787
12. General Manager (Comml), NTPC Ltd., New Delhi-110 003. Fax: 011-24364606
13. Regional Executive Director (West), NTPC Ltd., Mumbai-400 093. Fax- 28259345
14. General Manager (Com. & CP), NTPC SAIL Power Co. Pvt. Ltd., New Delhi -110 066. Fax: 011-26717383/63/66
15. Executive Director (Comml), PGCIL, Gurgaon, Haryana-122 001. Fax- 0124-2571760-61
16. General Manager, WRTS-I, PGCIL, Nagpur-440 026. Fax: 0712-2641366.
17. Addl. General Manager (Comml), WRTS-IL, PGCIL, Vadodara-440 026
18. Executive Director, POSOCO, WRLDC, Mumbai-400 093. Fax: 022-28202630
19. Dy. General Manager (Comml), Ratnagiri Gas & Power Pvt. Ltd., Mumbai-400 093. Fax: 28269057.
20. Addl. Chief Engineer (R & C), Gujarat Energy Trans. Corpn. Ltd., Vadodara-390 007
21. Chief Engineer (Trans. O&M), MSETCL, Mumbai-400 051
22. General Manager (Comml), LANCO Amarkantak Power Private Ltd., Gurgaon – 122 016. Fax: 01124-4741024
23. Vice President, Jindal Power Ltd., Tamnar, Raigarh, Chhattisgarh – 496 001. Fax:011-26739151. Fax: 07767-281993
24. Executive Director (Comml), Torrent Power Ltd., Ahmedabad- 380 009. Fax: 02641-612008
25. AVP (Power Trading), GMR Energy Trading Ltd., Bangalore-560 029.
26. DGM Finance, CGPL, UMPP Mundra, Kutch-370 435.
27. AGM (O&M/O&E) Ratnagiri Gas and Power Pvt Limited PO: Anjanvel, Taluka: Guhaghar Disstt: Ratnagiri (Maharashtra) - Pin 415703
28. Vice President (Powe CG) ACB India Ltd., 2*135 MW Kasaipali Power Project, Kasaipali, P.O.- Jawali, Tehsil-Katghora, Korba –chhatisgarh-495445. Fax: 07815-285887
29. GM (O&M) Bharat Aluminium co. Ltd (BALCO), P.O. Balco Nagar, Distt. Korba -495684 Chhattisgarh. Fax: 07759-243068
30. AGM (F&A), DCPP JSPL, Dongamahua captive power plant (4*135 MW), Dhaurabhata(PO) Raigarh-496107 (CG). Fax: 07767-200400
31. Director, Jaypee Bina Thermal Power Plant, village sirchopi, Agasod P.O. Bina-470113 Distt. Sagar(MP)

32. Sr. Vice President (EPMPL), Essar Power MP Limited, Thana road, Near Chunkumari stadium, Waidhan, Dist. Singrauli (MP)-486886. Fax: 07805-234438
33. Vice-President, ACB India ltd. 7th floor, Corporate house, Ambience tower, National highway Gurgaon-122001 Haryana.
34. Sasan Power limited, Dhirubahi ambani knowledge city, 1 block, 2nd floor, north wing, Thane-belapur road, Navi Mumbai-400710. Fax: 022-30386999
35. KSK Mahanadi Power CO. LTD, 8-2-293/82/A/431/A, Road no 22, Jubilee hills, Hyderabad-500033. Fax: 040-23559930
36. Plant Head,GMR EMCO Energy ltd. B1, MIDC, Growth centre, Warora-post Chandrapur-dist,Maharashtra-442907. Fax: 080-40432180
37. Vice president (Comml.), Vandana Vidhut ltd., Vandana Bhavan, M.G. Road, Raipur-492001-CG. Fax: 0771-4006001
38. Korba west power co. Limited, village chhotte bhandar, P.O. Babe Bhandar,Tehsil Pussore Dist. Raigarh, chhattisgarh-49610
39. Ms. D B Power Ltd., 3rd floor, Naman corporate link, C-31, G-block, BKC Bandra eastMumbai-400051. Fax: 096-99610110
40. Vice President-Power Infrastructure Plant- B MRSS, Essar Steel Ltd 27th km, Surat Hazira Road, Surat-394270 Gujarat. Fax: 0261-6685544
41. Jaypee Nigrie Super Thermal Power Project (A Unit of Jaiprakash Power Ventures Limited) Vill- Nigrie, Tehsil- SaraiDistt. - Singrauli, MP-486669. Fax: 011-26145389
42. GM-Coordination, Dhariwal Infrastructure LtdCESC ltd,CESC House, ChowringheeSquare, Kolkata-700001. Fax: 07172-237992
43. Chief General Manager, RKM Powergen pvt ltd, Village Uchpinda, PO Dhurkot, Via chandrapur, Tehsil- Dabra, Janjgir-Champa dist, Chhattisgarh-495692. Fax 0776-2214012
44. GM (Operations) MB Power (Madhya Pradesh) LimitedHotel Govindam, Kotma Road,Anuppur, Madhya Pradesh – 484224. Fax: 011-47624229
45. Head Project, Jhabua power ltd, Vill. Berela, post Attariya, Tehsil Ghansore, Dist-Seoni-480997 (MP). Fax: 011-23368729
46. Sr. Vice-President (Power) TRN Energy Pvt ltd.18, Vasant Enclave, Rao tula ram marg, New Delhi-110057
47. Member Secretary, Northern Regional Power Committee, New Delhi 110 016
48. Member Secretary, Southern Regional Power Committee, Bangalore 560 009
49. Member Secretary, Eastern Regional Power Committee, Kolkata-700 033
50. Member Secretary, North Eastern Regional Power Committee, Shillong 793 303
51. Chief Engineer (GM), Central Electricity Authority, New Delhi –110 066.
52. GM, INRPRD, NRB, BARC, MUMBAI
53. Station Director, Kakrapar Atomic Power Project-3&4,NPCIL, Kakrapar Gujarat Site, P.O. Anumala, Via Vyara, District: Tapi, Gujarat-394651, Fax No: 02626-233745

Western Regional Power Committee (WRPC)

ABT based Deviation Charge Account

for the period 10-06-2024 to 16-06-2024

As Per DSM Regulation, 2022 W.E.F. 05/12/2022

(All figures in Rs.)

Sr.	Name of Entity	DSM Charges (Rs.)		Net DSM (Rs.)	
		Payable	Receivable	Net DSM (Rs.)	Payable/Receivable
-	A	B	C	D	E
A. INTER-REGIONAL					
1	WR-ER	158000309	846049925	688,049,616	Receivable
2	WR-NR	2260046741	47430063	2,212,616,678	Payable
3	WR-SR	130779558	1123664931	992,885,373	Receivable
-	INTER-REGIONAL Subtotal	2,548,826,608	2,017,144,919	531,681,689	-
B. BENEFICIARIES OF WESTERN REGION					
4	AMNSIL	31061104	12699787	18,361,317	Payable
5	BALCO_LOAD_WR_State	1848136	1865848	17,712	Receivable
6	BARC_TAPS II	0	1968326	1,968,326	Receivable
7	CSEB_Beneficiary	18572054	54601335	36,029,281	Receivable
8	DNHDDPDCL	7059448	9423769	2,364,321	Receivable
9	GEB_Beneficiary	120043518	87055737	32,987,781	Payable
10	GOA_Beneficiary	5645972	5389773	256,199	Payable
11	MPSEB_Beneficiary	32147887	102529698	70,381,811	Receivable
12	MSEB_Beneficiary	62702342	94306796	31,604,454	Receivable
13	PG_HVDC_WR_STATE	193740	122014	71,726	Payable
-	BENEFICIARIES Subtotal	277,093,606	349,379,651	-90,688,882	-
C. GENERATING STATIONS (TARIFF DETERMINED BY CERC)					
14	GADARWARA-I	15051236	3974819	11,076,417	Payable
15	GANDHAR	2941371	1636460	1,304,911	Payable
16	KAWAS	9469081	528215	8,940,866	Payable
17	KHARGONE-I	11335770	5746259	5,589,511	Payable
18	KSTPS I&II	6050675	849322	5,201,353	Payable
19	KSTPS7	1054533	362325	692,208	Payable
20	LARA-I	3085302	1375559	1,709,743	Payable
21	MOUDA	7949495	2780190	5,169,305	Payable
22	MOUDA_II	11327390	2528322	8,799,068	Payable
23	NSPCL	1204018	2542697	1,338,679	Receivable
24	RGPPL	5145033	3819825	1,325,208	Payable
25	SASAN	743100	6135704	5,392,604	Receivable
26	SIPAT I	3859434	1997807	1,861,627	Payable
27	SIPAT II	1445235	1051780	393,455	Payable
28	SOLAPUR	15552505	5960246	9,592,259	Payable
29	TPCL_Mundra	12277381	3679735	8,597,646	Payable
30	VSTPS I	2050721	1296920	753,801	Payable

Sr.	Name of Entity	DSM Charges (Rs.)		Net DSM (Rs.)	
		Payable	Receivable	Net DSM (Rs.)	Payable/Receivable
-	A	B	C	D	E
31	VSTPS II	1947251	1067098	880,153	Payable
32	VSTPS III	2538853	926693	1,612,160	Payable
33	VSTPS IV	1253711	1178583	75,128	Payable
34	VSTPS V	959465	1065385	105,920	Receivable
-	GENERATING STATIONS Subtotal	117,241,560	50,503,944	66,737,616	-
D. OTHER GENERATORS					
35	ACBIL	824206	887999	63,793	Receivable
36	APL_Raigarh TPP	539930	4210436	3,670,506	Receivable
37	APL_Raipur TPP	2431041	5556724	3,125,683	Receivable
38	BALCO	27672655	1614087	26,058,568	Payable
39	DBPL	14022198	1184250	12,837,948	Payable
40	DGEN	1908353	492571	1,415,782	Payable
41	DHARIWAL	2592827	15864	2,576,963	Payable
42	GMR WARORA	818513	450315	368,198	Payable
43	JHABUA_IPP	13215783	1572839	11,642,944	Payable
44	JPL	31238996	6931731	24,307,265	Payable
45	JPL-2	20745188	11879260	8,865,928	Payable
46	JPNIGRIE_JNSTPP	156390	12644609	12,488,219	Receivable
47	JSPL_DCPP	4261393	1446184	2,815,209	Payable
48	KSK_MAHANADI	770037	1042128	272,091	Receivable
49	LAMKPL	3446694	1524993	1,921,701	Payable
50	MAHAN ENERGEN	2804351	5364229	2,559,878	Receivable
51	MBMP	9280330	1169461	8,110,869	Payable
52	RKM_POWER	1889171	5746047	3,856,876	Receivable
53	SKS Raigarh	259086	2614387	2,355,301	Receivable
54	TRN_ENERGY	106100	486668	380,568	Receivable
-	OTHER GENERATORS Subtotal	138,983,242	66,834,782	72,148,460	-
E. WIND AND SOLAR GENERATORS					
55	AlfanarWind_SECI-III	6014419	4215676	1,798,743	Payable
56	APRAAVA_KHKRDA_JAM_W	3953393	3454735	498,658	Payable
57	Arinsun_RUMS	1425504	4527886	3,102,382	Receivable
58	ASIPL_BARANDA	3933123	2272867	1,660,256	Payable
59	Athena_RUMS	1966518	2641488	674,970	Receivable
60	AVAADA_AGAR_RUMS_S	5373570	1404201	3,969,369	Payable
61	AWEK1L	15667616	7525169	8,142,447	Payable
62	AWEK4L_DEDYA_BHUJ2_W	19091955	5670441	13,421,514	Payable
63	AWEMP1PL (SBESS)	11189258	6868032	4,321,226	Payable
64	BEEMPOW_AGAR_RUMS_S	7532935	2653780	4,879,155	Payable
65	ESPL_RSP	51416	537840	486,424	Receivable
66	GANDHAR_SOLAR	428363	174697	253,666	Payable
67	GIPCL_RSP	16792	281592	264,800	Receivable

Sr.	Name of Entity	DSM Charges (Rs.)		Net DSM (Rs.)	
		Payable	Receivable	Net DSM (Rs.)	Payable/Receivable
-	A	B	C	D	E
68	GIWEL_SECI-III_RE	6851811	2698817	4,152,994	Payable
69	GIWEL_SECI-II_RE	6414407	2993010	3,421,397	Payable
70	GSECL_ph2_RSP_S	14517	147469	132,952	Receivable
71	GSECL_RSP	9819	102358	92,539	Receivable
72	KAWAS_SOLAR	581730	432805	148,925	Payable
73	Mahindra_RUMS	2046721	3788214	1,741,493	Receivable
74	MASAYA_BWSPRA_KNDW_S	3636009	1842172	1,793,837	Payable
75	NETRA_KOTDA_BHUJ_W	2673758	1884429	789,329	Payable
76	NVWEPL_DAYAPAR_BHJ_W	9669737	6230898	3,438,839	Payable
77	OKWPL_RE	11869895	4818566	7,051,329	Payable
78	POWERICA	1506910	862105	644,805	Payable
79	RPL_SECI-II_RE	8076469	3682023	4,394,446	Payable
80	RWE_AP2_SECI-III	6354399	3590702	2,763,697	Payable
81	SGEL_RSP_S	40294	193086	152,792	Receivable
82	SHERISHA_RAIPUR_S (SRSSFPL)	501750	226009	275,741	Payable
83	SITAC_CHUGGER_BHJ2_W	6591557	5008863	1,582,694	Payable
84	Solapur_Solar	263063	143602	119,461	Payable
85	SRIJAN_MORJAR_BHJ2_W	3485056	2295554	1,189,502	Payable
86	Torrent_Sidpur_Jam_W	3044357	1457620	1,586,737	Payable
87	TPREL_RSP	36953	258451	221,498	Receivable
-	WIND & SOLAR GENERATORS Subtotal	150,314,074	84,885,157	65,428,917	-
F. WIND AND SOLAR GENERATORS (Infirm)					
88	AGE24AL	2856734	1126831	1,729,903	Payable
89	AGE25BL_PSS2_KPS1_SI	2971116	3226412	255,296	Receivable
90	AREH4L_PSS1_KPS1_S	8448049	10859234	2,411,185	Receivable
91	TP saurya unit-2	216991	0	216,991	Payable
-	WIND & SOLAR (INFIRM) GENERATORS Subtotal	14,492,890	15,212,477	-719,587	-
G. INFIRM GENERATORS					
-	INFIRM GENERATORS Subtotal				-
-	Total	3,246,951,980	2,583,960,930	644,588,213	-

All figures in MUs & DSM CHG. in Rs.Lacs

Daywise Summary : WR-ER | DSM Week : 10-06-2024 to 16-06-2024

Date	Entity	Import	Schedule	DSM Payable	DSM Receivable	Net DMC
10-Jun	WR-ER	-55.589405	-74.900747	147.270146	1360.402049	-1213.131903
11-Jun	WR-ER	-61.106693	-85.599254	78.119810	1603.669906	-1525.550096
12-Jun	WR-ER	-60.958153	-83.700554	140.725465	1657.731775	-1517.006310
13-Jun	WR-ER	-48.117259	-79.276959	0.751398	1682.048091	-1681.296693
14-Jun	WR-ER	-38.670521	-60.682358	13.420030	1058.060336	-1044.640306
15-Jun	WR-ER	-37.478066	-46.540307	374.431560	879.171157	-504.739597
16-Jun	WR-ER	-24.461457	-10.378989	825.284682	219.415933	605.868750
Total	WR-ER	-326.381555	-441.079169	1580.003091	8460.499246	-6880.496155

Daywise Summary : WR-NR | DSM Week : 10-06-2024 to 16-06-2024

Date	Entity	Import	Schedule	DSM Payable	DSM Receivable	Net DMC
10-Jun	WR-NR	-432.688527	-356.646305	4425.656024	0.000000	4425.656024
11-Jun	WR-NR	-450.564058	-370.825473	4315.344768	0.000000	4315.344768
12-Jun	WR-NR	-430.674088	-365.221133	3749.987354	0.000000	3749.987354
13-Jun	WR-NR	-419.543804	-355.353124	3802.180229	0.000000	3802.180229
14-Jun	WR-NR	-407.123704	-362.649021	2348.835522	0.000000	2348.835522
15-Jun	WR-NR	-425.031471	-376.363478	2646.924154	8.328741	2638.595413
16-Jun	WR-NR	-391.859205	-381.871578	1311.539365	465.971887	845.567478
Total	WR-NR	-2957.484857	-2568.930113	22600.467415	474.300627	22126.166788

Daywise Summary : WR-SR | DSM Week : 10-06-2024 to 16-06-2024

Date	Entity	Import	Schedule	DSM Payable	DSM Receivable	Net DMC
10-Jun	WR-SR	80.209790	32.303348	43.557580	2589.483079	-2545.925499
11-Jun	WR-SR	53.287906	38.859908	358.291998	1044.095299	-685.803301
12-Jun	WR-SR	28.087941	17.432268	431.703935	1050.037818	-618.333883
13-Jun	WR-SR	20.590628	3.762988	309.585600	1209.453494	-899.867894
14-Jun	WR-SR	19.506233	-4.000035	142.091148	1294.018543	-1151.927395
15-Jun	WR-SR	54.677498	15.368919	0.157152	2152.354320	-2152.197169
16-Jun	WR-SR	39.402184	5.748918	22.408171	1897.206760	-1874.798589
Total	WR-SR	295.762180	109.476315	1307.795584	11236.649314	-9928.853730

Daywise Summary : KAPS | DSM Week : 10-06-2024 to 16-06-2024

Date	Entity	Injection	Schedule	Deviation	DSM Payable	DSM Receivable	DSM Charges	Adjustment on Account of NU Station	Net DMC
10-Jun	KAPS	4.458408	4.440000	0.018408	0.671907	1.343449	-0.671543	0.671543	0.00
11-Jun	KAPS	4.418064	4.416000	0.002064	0.473961	0.549258	-0.075296	0.075296	0.00
12-Jun	KAPS	4.424200	4.416000	0.008200	0.331539	0.630683	-0.299144	0.299144	0.00
13-Jun	KAPS	4.425632	4.416000	0.009632	0.378235	0.729620	-0.351385	0.351385	0.00
14-Jun	KAPS	4.404704	4.416000	-0.011296	0.777775	0.365686	0.412089	-0.412089	0.00
15-Jun	KAPS	4.420320	4.416000	0.004320	0.796453	0.954051	-0.157598	0.157598	0.00
16-Jun	KAPS	4.414240	4.416000	-0.001760	0.832934	0.768727	0.064207	-0.064207	0.00
Total	KAPS	30.965568	30.936000	0.029568	4.262804	5.341475	-1.078670	1.078670	0.00

Daywise Summary : KAPS 3&4 | DSM Week : 10-06-2024 to 16-06-2024

Date	Entity	Injection	Schedule	Deviation	DSM Payable	DSM Receivable	DSM Charges	Adjustment on Account of NU Station	Net DMC
10-Jun	KAPS 3&4	26.336521	25.920000	0.416521	0.000000	18.326933	-18.326933	18.326933	0.00
11-Jun	KAPS 3&4	26.173488	25.920000	0.253488	0.032960	11.186422	-11.153461	11.153461	0.00
12-Jun	KAPS 3&4	26.208879	25.920000	0.288879	0.034880	12.745557	-12.710676	12.710676	0.00
13-Jun	KAPS 3&4	26.375540	25.920000	0.455540	0.000000	20.043764	-20.043764	20.043764	0.00
14-Jun	KAPS 3&4	26.458814	26.160000	0.298814	0.048992	13.196821	-13.147829	13.147829	0.00
15-Jun	KAPS 3&4	26.252312	26.160000	0.092312	3.689990	7.751739	-4.061749	4.061749	0.00
16-Jun	KAPS 3&4	26.216372	25.720000	0.496372	1.654338	23.494710	-21.840373	21.840373	0.00
Total	KAPS 3&4	184.021927	181.720000	2.301927	5.461160	106.745946	-101.284786	101.284786	0.00

Daywise Summary : TAPS-I | DSM Week : 10-06-2024 to 16-06-2024

Date	Entity	Injection	Schedule	Deviation	DSM Payable	DSM Receivable	DSM Charges	Adjustment on Account of NU Station	Net DMC
10-Jun	TAPS-I	-0.062526	0.000000	-0.062526	1.537732	0.056299	1.481433	-1.481433	0.00
11-Jun	TAPS-I	-0.065939	0.000000	-0.065939	1.611185	0.048902	1.562283	-1.562283	0.00
12-Jun	TAPS-I	-0.079222	0.000000	-0.079222	1.877004	0.000000	1.877004	-1.877004	0.00
13-Jun	TAPS-I	-0.070026	0.000000	-0.070026	1.725089	0.065966	1.659123	-1.659123	0.00
14-Jun	TAPS-I	-0.074697	0.000000	-0.074697	1.831050	0.061263	1.769786	-1.769786	0.00
15-Jun	TAPS-I	-0.078042	0.000000	-0.078042	1.890680	0.041643	1.849038	-1.849038	0.00
16-Jun	TAPS-I	-0.074067	0.000000	-0.074067	1.788053	0.033187	1.754867	-1.754867	0.00

Date	Entity	Injection	Schedule	Deviation	DSM Payable	DSM Receivable	DSM Charges	Adjustment on Account of NU Station	Net DMC
Total	TAPS-I	-0.504518	0.000000	-0.504518	12.260794	0.307261	11.953534	-11.953534	0.00

Daywise Summary : TAPS-II | DSM Week : 10-06-2024 to 16-06-2024

Date	Entity	Injection	Schedule	Deviation	DSM Payable	DSM Receivable	DSM Charges	Adjustment on Account of NU Station	Net DMC
10-Jun	TAPS-II	23.859427	23.448000	0.411427	0.000000	14.134155	-14.134155	14.134155	0.00
11-Jun	TAPS-II	23.868720	23.448000	0.420720	0.000000	14.453416	-14.453416	14.453416	0.00
12-Jun	TAPS-II	23.893663	23.448000	0.445663	0.000000	15.310303	-15.310303	15.310303	0.00
13-Jun	TAPS-II	23.848866	23.448000	0.400866	0.000000	13.771366	-13.771366	13.771366	0.00
14-Jun	TAPS-II	23.882341	23.448000	0.434341	0.000000	14.921338	-14.921338	14.921338	0.00
15-Jun	TAPS-II	23.802471	23.448000	0.354471	0.000000	12.177507	-12.177507	12.177507	0.00
16-Jun	TAPS-II	23.823091	23.448000	0.375091	0.000000	12.885886	-12.885886	12.885886	0.00
Total	TAPS-II	166.978579	164.136000	2.842579	0.000000	97.653972	-97.653972	97.653972	0.00

Daywise Summary : AMNSIL | DSM Week : 10-06-2024 to 16-06-2024

Date	Entity	Drawal	Schedule	DSM Payable	DSM Receivable	DSM Charges	Adjusted DSM Payable On Account of Nuclear Stations	Adjusted DSM Receivable On Account of Nuclear Stations	Net DMC
10-Jun	AMNSIL_WR State	6.943400	6.597826	43.262957	14.134820	29.128137	0.000000	0.000000	29.128137
11-Jun	AMNSIL_WR State	8.558720	8.436344	30.210484	17.375023	12.835461	0.000000	0.000000	12.835461
12-Jun	AMNSIL_WR State	6.953240	6.671067	46.682496	15.598350	31.084146	0.000000	0.000000	31.084146
13-Jun	AMNSIL_WR State	7.759800	7.645897	40.832329	17.440204	23.392125	0.000000	0.000000	23.392125
14-Jun	AMNSIL_WR State	6.985560	6.822351	43.400515	15.094471	28.306044	0.000000	0.000000	28.306044
15-Jun	AMNSIL_WR State	6.734200	6.427124	45.576499	25.244532	20.331966	0.000000	0.000000	20.331966
16-Jun	AMNSIL_WR State	8.313160	7.821408	60.645761	22.110469	38.535293	0.000000	0.000000	38.535293
Total	AMNSIL_WR State	52.248080	50.422016	310.611042	126.997870	183.613172	0.000000	0.000000	183.613172

Daywise Summary : BALCO_LOAD_WR_State | DSM Week : 10-06-2024 to 16-06-2024

Date	Entity	Drawal	Schedule	DSM Payable	DSM Receivable	DSM Charges	Adjusted DSM Payable On Account of Nuclear Stations	Adjusted DSM Receivable On Account of Nuclear Stations	Net DMC
10-Jun	BALCO_LOAD_WR_State	12.469576	12.345134	15.010407	2.185630	12.824777	0.000000	0.000000	12.824777
11-Jun	BALCO_LOAD_WR_State	12.464233	12.492683	3.032919	2.492021	0.540898	0.000000	0.000000	0.540898
12-Jun	BALCO_LOAD_WR_State	12.448729	12.528017	0.004383	3.703222	-3.698839	0.000000	0.000000	-3.698839
13-Jun	BALCO_LOAD_WR_State	12.442433	12.528000	0.008993	3.597124	-3.588131	0.000000	0.000000	-3.588131
14-Jun	BALCO_LOAD_WR_State	12.448589	12.504000	0.013417	2.119329	-2.105912	0.000000	0.000000	-2.105912
15-Jun	BALCO_LOAD_WR_State	12.491781	12.528313	0.089152	2.304467	-2.215315	0.000000	0.000000	-2.215315
16-Jun	BALCO_LOAD_WR_State	12.491313	12.528783	0.322091	2.256691	-1.934599	0.000000	0.000000	-1.934599
Total	BALCO_LOAD_WR_State	87.256655	87.454930	18.481362	18.658483	-0.177122	0.000000	0.000000	-0.177122

Daywise Summary : BARC_TAPS II | DSM Week : 10-06-2024 to 16-06-2024

Date	Entity	Drawal	Schedule	DSM Payable	DSM Receivable	DSM Charges	Adjusted DSM Payable On Account of Nuclear Stations	Adjusted DSM Receivable On Account of Nuclear Stations	Net DMC
10-Jun	BARC	0.116997	0.209491	0.000000	2.145263	-2.145263	0.000000	0.130869	-2.276132
11-Jun	BARC	0.119485	0.209491	0.000000	1.791978	-1.791978	0.000000	0.133824	-1.925802
12-Jun	BARC	0.116050	0.209491	0.000000	2.147558	-2.147558	0.000000	0.141758	-2.289316

Date	Entity	Drawal	Schedule	DSM Payable	DSM Receivable	DSM Charges	Adjusted DSM Payable On Account of Nuclear Stations	Adjusted DSM Receivable On Account of Nuclear Stations	Net DMC
13-Jun	BARC	0.121427	0.209491	0.000000	1.924092	-1.924092	0.000000	0.127509	-2.051600
14-Jun	BARC	0.117325	0.209491	0.000000	2.427923	-2.427923	0.000000	0.138157	-2.566080
15-Jun	BARC	0.106094	0.209491	0.000000	4.186313	-4.186313	0.000000	0.112751	-4.299064
16-Jun	BARC	0.089235	0.209491	0.000000	4.155952	-4.155952	0.000000	0.119310	-4.275262
Total	BARC	0.786613	1.466434	0.000000	18.779078	-18.779078	0.000000	0.904178	-19.683256

Daywise Summary : CSEB_Beneficiary | DSM Week : 10-06-2024 to 16-06-2024

Date	Entity	Drawal	Schedule	DSM Payable	DSM Receivable	DSM Charges	Adjusted DSM Payable On Account of Nuclear Stations	Adjusted DSM Receivable On Account of Nuclear Stations	Net DMC
10-Jun	CSEB_State	54.892628	57.084075	4.017889	87.079826	-83.061937	0.000000	1.774528	-84.836465
11-Jun	CSEB_State	59.384325	60.255191	34.072420	55.813937	-21.741517	0.002062	1.342078	-23.081533
12-Jun	CSEB_State	57.396349	59.800561	7.859382	92.840031	-84.980650	0.002182	1.477686	-86.456154
13-Jun	CSEB_State	60.527918	61.742962	19.195002	63.609957	-44.414955	0.000000	1.865792	-46.280747
14-Jun	CSEB_State	62.812273	64.545698	12.145607	93.195458	-81.049851	0.003064	1.488625	-82.535412
15-Jun	CSEB_State	59.445373	60.518268	45.782708	63.730915	-17.948207	0.230809	1.026088	-18.743486
16-Jun	CSEB_State	58.778681	59.416409	62.305935	78.726134	-16.420199	0.103479	2.042294	-18.359014
Total	CSEB_State	413.237546	423.363163	185.378943	534.996258	-349.617315	0.341596	11.017091	-360.292810

Daywise Summary : DNHDDPDCL | DSM Week : 10-06-2024 to 16-06-2024

Date	Entity	Drawal	Schedule	DSM Payable	DSM Receivable	DSM Charges	Adjusted DSM Payable On Account of Nuclear Stations	Adjusted DSM Receivable On Account of Nuclear Stations	Net DMC
10-Jun	DNH&DD_State	29.906012	30.096855	4.895077	16.976270	-12.081193	0.033488	2.054175	-14.101881
11-Jun	DNH&DD_State	30.610320	30.575523	7.161757	3.670295	3.491462	0.025805	1.559267	1.958000
12-Jun	DNH&DD_State	30.846365	30.729245	11.688152	9.028962	2.659190	0.018833	1.713469	0.964554
13-Jun	DNH&DD_State	30.912894	30.879374	10.473340	4.770170	5.703170	0.018851	2.117400	3.604621
14-Jun	DNH&DD_State	28.968293	29.201099	3.631236	27.593181	-23.961946	0.042009	1.708849	-25.628786
15-Jun	DNH&DD_State	30.611714	30.574816	11.334073	10.299840	1.034233	0.284024	1.227432	0.090825
16-Jun	DNH&DD_State	29.572807	29.514170	20.836782	9.219003	11.617779	0.151054	2.299379	9.469455
Total	DNH&DD_State	211.428404	211.571082	70.020417	81.557720	-11.537304	0.574064	12.679971	-23.643211

Daywise Summary : GEB_Beneficiary | DSM Week : 10-06-2024 to 16-06-2024

Date	Entity	Drawal	Schedule	DSM Payable	DSM Receivable	DSM Charges	Adjusted DSM Payable On Account of Nuclear Stations	Adjusted DSM Receivable On Account of Nuclear Stations	Net DMC
10-Jun	GEB_State	161.218886	162.557963	80.032619	105.068488	-25.035869	0.981123	10.268020	-34.322766
11-Jun	GEB_State	131.745721	134.315498	147.235228	94.898940	52.336288	0.966522	7.667274	45.635536
12-Jun	GEB_State	133.966361	137.819083	31.372654	154.076343	-122.703689	1.055093	8.415912	-130.064507
13-Jun	GEB_State	136.503566	137.548715	63.338515	108.984273	-45.645758	0.982031	10.570478	-55.234205
14-Jun	GEB_State	146.832394	145.021957	319.862245	51.681829	268.180417	1.177879	8.417539	260.940756
15-Jun	GEB_State	180.611559	180.532384	331.203074	164.226382	166.976692	2.451221	6.046614	163.381299
16-Jun	GEB_State	174.653311	174.553425	218.057492	128.720465	89.337027	1.719485	11.514817	79.541695
Total	GEB_State	1065.531797	1072.349025	1191.101828	807.656721	383.445108	9.333354	62.900653	329.877809

Daywise Summary : GOA_Beneficiary | DSM Week : 10-06-2024 to 16-06-2024

Date	Entity	Drawal	Schedule	DSM Payable	DSM Receivable	DSM Charges	Adjusted DSM Payable On Account of Nuclear Stations	Adjusted DSM Receivable On Account of Nuclear Stations	Net DMC
10-Jun	GOA_State	10.112195	10.286720	3.766678	10.175674	-6.408996	0.025043	0.566301	-6.950254
11-Jun	GOA_State	10.163430	10.188087	7.033391	5.742471	1.290919	0.018223	0.420532	0.888611
12-Jun	GOA_State	10.317737	10.281754	8.255981	5.387739	2.868242	0.012947	0.462445	2.418745
13-Jun	GOA_State	9.929356	10.141632	1.465781	9.939291	-8.473510	0.014098	0.567182	-9.026594
14-Jun	GOA_State	10.158457	10.295592	5.857967	10.416198	-4.558231	0.029819	0.454530	-4.982943
15-Jun	GOA_State	10.288102	10.134366	19.071766	3.239364	15.832402	0.092124	0.344311	15.580215
16-Jun	GOA_State	9.221700	9.184218	10.756871	5.567571	5.189300	0.059038	0.614121	4.634217
Total	GOA_State	70.190975	70.512369	56.208435	50.468308	5.740127	0.251292	3.429422	2.561997

Daywise Summary : MPSEB_Beneficiary | DSM Week : 10-06-2024 to 16-06-2024

Date	Entity	Drawal	Schedule	DSM Payable	DSM Receivable	DSM Charges	Adjusted DSM Payable On Account of Nuclear Stations	Adjusted DSM Receivable On Account of Nuclear Stations	Net DMC
10-Jun	MP_State	154.879124	156.704130	57.214468	104.313713	-47.099244	0.166705	6.505841	-53.438380
11-Jun	MP_State	151.877938	155.091062	40.557234	122.975792	-82.418557	0.123415	5.113828	-87.408970
12-Jun	MP_State	145.333951	147.585853	63.364745	130.257379	-66.892634	0.088419	5.587384	-72.391600
13-Jun	MP_State	139.007122	142.478856	29.433458	150.759843	-121.326385	0.093843	6.581458	-127.814000
14-Jun	MP_State	140.567079	142.977588	23.878011	127.044715	-103.166704	0.201626	5.520567	-108.485644
15-Jun	MP_State	139.571180	142.078691	64.574003	152.881592	-88.307589	0.849391	4.134920	-91.593117
16-Jun	MP_State	137.277999	140.365319	40.434679	196.603121	-156.168442	0.498874	7.016829	-162.686397
Total	MP_State	1008.514394	1027.281500	319.456598	984.836153	-665.379555	2.022273	40.460826	-703.818108

Daywise Summary : MSEB_Beneficiary | DSM Week : 10-06-2024 to 16-06-2024

Date	Entity	Drawal	Schedule	DSM Payable	DSM Receivable	DSM Charges	Adjusted DSM Payable On Account of Nuclear Stations	Adjusted DSM Receivable On Account of Nuclear Stations	Net DMC
10-Jun	MSEB_State	176.461372	178.124602	96.623202	113.691703	-17.068501	0.994729	11.878260	-27.952032
11-Jun	MSEB_State	173.842116	179.434399	57.175414	161.847217	-104.671803	0.975298	9.485726	-113.182231
12-Jun	MSEB_State	180.731383	184.042689	74.591558	132.686059	-58.094502	1.060937	10.320803	-67.354368
13-Jun	MSEB_State	185.237030	187.049678	91.309193	110.786671	-19.477478	0.989690	12.073069	-30.560857
14-Jun	MSEB_State	184.358965	186.873756	133.082407	84.154637	48.927770	1.192406	10.249651	39.870525
15-Jun	MSEB_State	181.078020	183.836672	78.533365	134.243437	-55.710072	2.375258	7.630430	-60.965244
16-Jun	MSEB_State	179.531362	181.451276	86.424905	131.216054	-44.791149	1.695065	12.804246	-55.900330
Total	MSEB_State	1261.240247	1280.813071	617.740043	868.625777	-250.885735	9.283382	74.442183	-316.044537

Daywise Summary : PG_HVDC_WR_STATE | DSM Week : 10-06-2024 to 16-06-2024

Date	Entity	Drawal	Schedule	DSM Payable	DSM Receivable	DSM Charges	Adjusted DSM Payable On Account of Nuclear Stations	Adjusted DSM Receivable On Account of Nuclear Stations	Net DMC
10-Jun	PG_HVDC_WR_STATE	0.139468	0.145895	0.057863	0.334461	-0.276598	0.000000	0.000000	-0.276598
11-Jun	PG_HVDC_WR_STATE	0.146953	0.145955	0.196500	0.120448	0.076052	0.000000	0.000000	0.076052
12-Jun	PG_HVDC_WR_STATE	0.143064	0.145894	0.142043	0.231627	-0.089584	0.000000	0.000000	-0.089584
13-Jun	PG_HVDC_WR_STATE	0.139870	0.145382	0.077730	0.311089	-0.233359	0.000000	0.000000	-0.233359
14-Jun	PG_HVDC_WR_STATE	0.134789	0.141409	0.032202	0.196068	-0.163866	0.000000	0.000000	-0.163866
15-Jun	PG_HVDC_WR_STATE	0.142602	0.128654	1.007077	0.000965	1.006112	0.000000	0.000000	1.006112
16-Jun	PG_HVDC_WR_STATE	0.131703	0.128211	0.423985	0.025477	0.398508	0.000000	0.000000	0.398508
Total	PG_HVDC_WR_STATE	0.978449	0.981399	1.937400	1.220135	0.717265	0.000000	0.000000	0.717265

Daywise Summary : GADARWARA-I | DSM Week : 10-06-2024 to 16-06-2024

Date	Entity	Injection	Schedule	DSM Payable	DSM Receivable	Net DMC
10-Jun	GADARWARA-I	30.922830	32.045722	27.263571	5.414470	21.849101
11-Jun	GADARWARA-I	27.312586	28.332070	27.601684	3.280655	24.321029
12-Jun	GADARWARA-I	29.274185	30.002298	26.108250	5.888449	20.219801
13-Jun	GADARWARA-I	28.780552	29.418259	21.842221	3.172960	18.669261
14-Jun	GADARWARA-I	29.062419	29.226162	12.623419	8.384703	4.238716
15-Jun	GADARWARA-I	31.969350	32.337198	12.769878	9.585247	3.184632
16-Jun	GADARWARA-I	31.576487	32.387418	22.303335	4.021702	18.281632
Total	GADARWARA-I	208.898409	213.749128	150.512358	39.748186	110.764173

Daywise Summary : GANDHAR | DSM Week : 10-06-2024 to 16-06-2024

Date	Entity	Injection	Schedule	DSM Payable	DSM Receivable	Net DMC
10-Jun	GANDHAR	2.626718	2.677977	8.486629	1.441858	7.044771
11-Jun	GANDHAR	6.545211	6.602715	6.628961	1.825821	4.803140

Date	Entity	Injection	Schedule	DSM Payable	DSM Receivable	Net DMC
12-Jun	GANDHAR	6.321257	6.330500	2.001663	1.416925	0.584737
13-Jun	GANDHAR	6.255453	6.281750	4.590857	1.165849	3.425008
14-Jun	GANDHAR	3.167727	3.193579	4.471905	1.365099	3.106806
15-Jun	GANDHAR	2.369686	2.342320	1.087400	3.050207	-1.962807
16-Jun	GANDHAR	1.889300	1.859528	2.146292	6.098840	-3.952548
Total	GANDHAR	29.175350	29.288368	29.413706	16.364599	13.049107

Daywise Summary : KAWAS | DSM Week : 10-06-2024 to 16-06-2024

Date	Entity	Injection	Schedule	DSM Payable	DSM Receivable	Net DMC
10-Jun	KAWAS	3.346964	3.409076	8.444980	0.620515	7.824465
11-Jun	KAWAS	5.672564	5.751860	10.263084	0.557738	9.705346
12-Jun	KAWAS	5.466320	5.532000	9.846207	1.134054	8.712153
13-Jun	KAWAS	5.471668	5.568868	12.669334	0.421986	12.247348
14-Jun	KAWAS	2.678272	2.752237	8.731809	0.609719	8.122090
15-Jun	KAWAS	2.196612	2.301757	14.929963	0.705303	14.224661
16-Jun	KAWAS	1.944448	2.139735	29.805436	1.232839	28.572597
Total	KAWAS	26.776848	27.455532	94.690814	5.282154	89.408660

Daywise Summary : KHARGONE-I | DSM Week : 10-06-2024 to 16-06-2024

Date	Entity	Injection	Schedule	DSM Payable	DSM Receivable	Net DMC
10-Jun	KHARGONE-I	19.486363	19.648673	23.113454	7.707317	15.406138
11-Jun	KHARGONE-I	16.772073	16.846251	20.430528	1.690499	18.740029
12-Jun	KHARGONE-I	16.563163	16.276715	17.390280	4.692901	12.697379
13-Jun	KHARGONE-I	16.651309	16.435855	16.978096	4.063476	12.914621
14-Jun	KHARGONE-I	18.569782	18.044130	12.338326	7.872616	4.465710
15-Jun	KHARGONE-I	24.291272	24.100482	10.920065	17.864203	-6.944139
16-Jun	KHARGONE-I	24.149563	24.043749	12.186951	13.571579	-1.384628
Total	KHARGONE-I	136.483526	135.395855	113.357700	57.462591	55.895109

Daywise Summary : KSTPS I&II | DSM Week : 10-06-2024 to 16-06-2024

Date	Entity	Injection	Schedule	DSM Payable	DSM Receivable	Net DMC
10-Jun	KSTPS I&II	45.335846	46.706554	11.627703	0.549936	11.077767
11-Jun	KSTPS I&II	45.011544	46.812756	13.374371	0.314170	13.060200
12-Jun	KSTPS I&II	44.349070	45.553840	9.778480	0.926766	8.851714
13-Jun	KSTPS I&II	41.016711	41.954016	6.857270	1.408295	5.448976
14-Jun	KSTPS I&II	40.569771	40.869469	2.387226	1.768073	0.619153
15-Jun	KSTPS I&II	45.696925	46.018750	6.009481	2.447974	3.561507
16-Jun	KSTPS I&II	46.034922	46.915013	10.472216	1.078004	9.394212
Total	KSTPS I&II	308.014789	314.830398	60.506747	8.493218	52.013529

Daywise Summary : KSTPS7 | DSM Week : 10-06-2024 to 16-06-2024

Date	Entity	Injection	Schedule	DSM Payable	DSM Receivable	Net DMC
10-Jun	KSTPS7	10.944953	11.310000	2.903315	0.272045	2.631270
11-Jun	KSTPS7	10.903182	11.279340	2.068551	0.350754	1.717797
12-Jun	KSTPS7	10.953293	11.172195	1.514488	0.506855	1.007633
13-Jun	KSTPS7	10.215834	10.355663	0.925396	0.710970	0.214426
14-Jun	KSTPS7	9.910483	9.984625	0.910840	0.863321	0.047519
15-Jun	KSTPS7	11.205475	11.310000	0.802621	0.580933	0.221688
16-Jun	KSTPS7	11.171877	11.310000	1.420122	0.338367	1.081755
Total	KSTPS7	75.305098	76.721823	10.545334	3.623245	6.922089

Daywise Summary : LARA-I | DSM Week : 10-06-2024 to 16-06-2024

Date	Entity	Injection	Schedule	DSM Payable	DSM Receivable	Net DMC
10-Jun	LARA-I	35.126400	36.000001	6.505185	1.289018	5.216167
11-Jun	LARA-I	34.645636	35.675779	6.672427	1.544321	5.128106
12-Jun	LARA-I	34.369527	35.131919	7.802676	1.492245	6.310431
13-Jun	LARA-I	31.689781	32.246352	3.785777	1.013719	2.772059
14-Jun	LARA-I	31.496618	31.612558	1.845430	2.681676	-0.836247
15-Jun	LARA-I	35.954472	36.000001	1.227015	3.253598	-2.026583
16-Jun	LARA-I	35.776763	36.000001	3.014511	2.481012	0.533499
Total	LARA-I	239.059198	242.666611	30.853020	13.755588	17.097432

Daywise Summary : MOUDA | DSM Week : 10-06-2024 to 16-06-2024

Date	Entity	Injection	Schedule	DSM Payable	DSM Receivable	Net DMC
10-Jun	MOUDA	16.460642	17.106232	20.527386	3.228828	17.298558
11-Jun	MOUDA	7.383668	7.610087	7.190679	1.136582	6.054097
12-Jun	MOUDA	8.899662	9.082613	9.959801	3.463278	6.496523
13-Jun	MOUDA	14.495727	14.564436	11.609960	4.013466	7.596494
14-Jun	MOUDA	15.425735	15.342875	8.365552	4.927797	3.437755
15-Jun	MOUDA	19.384100	19.585718	11.318592	5.729715	5.588877
16-Jun	MOUDA	19.828349	20.073802	10.522982	5.302239	5.220744
Total	MOUDA	101.877883	103.365763	79.494952	27.801905	51.693047

Daywise Summary : MOUDA_II | DSM Week : 10-06-2024 to 16-06-2024

Date	Entity	Injection	Schedule	DSM Payable	DSM Receivable	Net DMC
10-Jun	MOUDA_II	24.110558	24.712283	14.860860	3.908568	10.952291
11-Jun	MOUDA_II	21.123386	21.725570	13.528536	2.277572	11.250964
12-Jun	MOUDA_II	20.046956	20.265920	11.546556	4.344528	7.202028
13-Jun	MOUDA_II	20.022527	20.282917	11.858930	3.114561	8.744369
14-Jun	MOUDA_II	21.142846	21.419235	11.903963	3.321606	8.582357
15-Jun	MOUDA_II	25.726372	25.891964	11.713261	5.907839	5.805422

Date	Entity	Injection	Schedule	DSM Payable	DSM Receivable	Net DMC
16-Jun	MOUDA_II	18.495505	19.350072	37.861790	2.408542	35.453248
Total	MOUDA_II	150.668151	153.647961	113.273896	25.283217	87.990679

Daywise Summary : NSPCL | DSM Week : 10-06-2024 to 16-06-2024

Date	Entity	Injection	Schedule	DSM Payable	DSM Receivable	Net DMC
10-Jun	NSPCL	10.776364	10.867502	1.443169	2.967301	-1.524132
11-Jun	NSPCL	9.561277	9.679537	2.885950	2.723784	0.162166
12-Jun	NSPCL	10.009569	10.036537	2.076003	4.043274	-1.967271
13-Jun	NSPCL	9.336875	9.308020	2.221758	3.635378	-1.413620
14-Jun	NSPCL	9.375705	9.282080	1.504618	3.329468	-1.824851
15-Jun	NSPCL	10.950481	10.920000	0.894537	4.363930	-3.469393
16-Jun	NSPCL	10.861871	10.797500	1.014147	4.363833	-3.349686
Total	NSPCL	70.872141	70.891176	12.040181	25.426968	-13.386787

Daywise Summary : RGPPL | DSM Week : 10-06-2024 to 16-06-2024

Date	Entity	Injection	Schedule	DSM Payable	DSM Receivable	Net DMC
10-Jun	RGPPL	5.239636	5.269465	5.178442	1.213915	3.964527
11-Jun	RGPPL	17.107563	17.363683	29.028051	2.891090	26.136962
12-Jun	RGPPL	12.051564	11.933168	2.548738	16.838431	-14.289693
13-Jun	RGPPL	12.185164	12.149490	4.886814	10.520715	-5.633901
14-Jun	RGPPL	4.228364	4.226780	4.102292	4.887133	-0.784841
15-Jun	RGPPL	-0.044727	-0.033592	3.239709	0.813422	2.426286
16-Jun	RGPPL	-0.024145	-0.036375	2.466288	1.033539	1.432748
Total	RGPPL	50.743418	50.872619	51.450334	38.198246	13.252088

Daywise Summary : SASAN | DSM Week : 10-06-2024 to 16-06-2024

Date	Entity	Injection	Schedule	DSM Payable	DSM Receivable	Net DMC
10-Jun	SASAN	88.201028	87.640002	2.023012	7.767994	-5.744983
11-Jun	SASAN	87.192552	87.215003	1.943890	2.101369	-0.157479
12-Jun	SASAN	86.310570	85.200000	0.000000	14.883415	-14.883415
13-Jun	SASAN	87.387922	86.140004	0.072844	16.506931	-16.434088
14-Jun	SASAN	87.998668	87.175003	0.068120	10.802525	-10.734405
15-Jun	SASAN	87.926506	87.600000	0.311784	5.248500	-4.936716
16-Jun	SASAN	75.764145	75.600000	3.011351	4.046309	-1.034958
Total	SASAN	600.781391	596.570011	7.431000	61.357043	-53.926044

Daywise Summary : SIPAT I | DSM Week : 10-06-2024 to 16-06-2024

Date	Entity	Injection	Schedule	DSM Payable	DSM Receivable	Net DMC
10-Jun	SIPAT I	29.331612	29.858464	3.569422	0.737907	2.831514
11-Jun	SIPAT I	35.281555	36.304461	10.101713	3.400430	6.701282

Date	Entity	Injection	Schedule	DSM Payable	DSM Receivable	Net DMC
12-Jun	SIPAT I	34.423650	35.569167	15.428915	2.431312	12.997603
13-Jun	SIPAT I	27.614218	27.896552	5.405689	2.474989	2.930700
14-Jun	SIPAT I	39.030340	38.954692	2.168873	4.257381	-2.088508
15-Jun	SIPAT I	44.747532	44.787601	0.928449	3.300947	-2.372498
16-Jun	SIPAT I	44.744787	44.787601	0.991283	3.375109	-2.383825
Total	SIPAT I	255.173693	258.158538	38.594344	19.978075	18.616269

Daywise Summary : SIPAT II | DSM Week : 10-06-2024 to 16-06-2024

Date	Entity	Injection	Schedule	DSM Payable	DSM Receivable	Net DMC
10-Jun	SIPAT II	22.166262	22.620004	2.112307	0.853914	1.258393
11-Jun	SIPAT II	21.537170	22.121921	3.815553	0.576527	3.239026
12-Jun	SIPAT II	21.501610	21.735761	1.559161	2.247799	-0.688638
13-Jun	SIPAT II	19.878785	20.183282	2.699552	0.990771	1.708780
14-Jun	SIPAT II	19.372938	19.545141	1.984233	1.459615	0.524618
15-Jun	SIPAT II	22.547886	22.620009	0.845438	2.414172	-1.568735
16-Jun	SIPAT II	22.491820	22.620001	1.436112	1.974999	-0.538887
Total	SIPAT II	149.496471	151.446119	14.452355	10.517798	3.934557

Daywise Summary : SOLAPUR | DSM Week : 10-06-2024 to 16-06-2024

Date	Entity	Injection	Schedule	DSM Payable	DSM Receivable	Net DMC
10-Jun	SOLAPUR	20.527460	20.558594	12.622369	10.091151	2.531218
11-Jun	SOLAPUR	21.112652	21.847493	36.335971	5.219935	31.116036
12-Jun	SOLAPUR	18.450150	17.980874	6.194414	16.537926	-10.343513
13-Jun	SOLAPUR	20.278418	20.761043	28.378702	4.026481	24.352221
14-Jun	SOLAPUR	18.783576	18.571528	12.004461	10.746410	1.258051
15-Jun	SOLAPUR	10.847607	11.247845	53.495973	10.356419	43.139554
16-Jun	SOLAPUR	11.751572	11.833607	6.493163	2.624142	3.869021
Total	SOLAPUR	121.751435	122.800984	155.525053	59.602465	95.922589

Daywise Summary : TPCL_Mundra | DSM Week : 10-06-2024 to 16-06-2024

Date	Entity	Injection	Schedule	DSM Payable	DSM Receivable	Net DMC
10-Jun	TPCL_Mundra	66.701227	67.298363	24.633951	2.606460	22.027491
11-Jun	TPCL_Mundra	69.999908	70.764860	29.502271	1.869146	27.633125
12-Jun	TPCL_Mundra	69.246227	69.771853	22.783617	2.618520	20.165097
13-Jun	TPCL_Mundra	69.839954	70.359399	20.140654	1.410725	18.729929
14-Jun	TPCL_Mundra	70.095454	70.321643	12.036381	5.880962	6.155420
15-Jun	TPCL_Mundra	77.882317	77.841482	8.710867	12.592798	-3.881931
16-Jun	TPCL_Mundra	77.727999	77.639750	4.966064	9.818737	-4.852673
Total	TPCL_Mundra	501.493086	503.997349	122.773805	36.797347	85.976458

Daywise Summary : VSTPS I | DSM Week : 10-06-2024 to 16-06-2024

Date	Entity	Injection	Schedule	DSM Payable	DSM Receivable	Net DMC
10-Jun	VSTPS I	25.233608	25.325462	2.313139	0.984379	1.328760
11-Jun	VSTPS I	23.208559	23.267687	3.745534	2.636342	1.109192
12-Jun	VSTPS I	24.046783	24.007381	2.849193	3.562161	-0.712968
13-Jun	VSTPS I	22.274847	22.336079	3.085639	1.767175	1.318464
14-Jun	VSTPS I	21.660820	21.687580	3.435212	1.432090	2.003122
15-Jun	VSTPS I	21.182167	21.160017	0.888779	1.484788	-0.596009
16-Jun	VSTPS I	20.978294	21.013514	4.189713	1.102262	3.087452
Total	VSTPS I	158.585077	158.797720	20.507208	12.969196	7.538012

Daywise Summary : VSTPS II | DSM Week : 10-06-2024 to 16-06-2024

Date	Entity	Injection	Schedule	DSM Payable	DSM Receivable	Net DMC
10-Jun	VSTPS II	21.784925	22.356015	3.227553	0.629845	2.597709
11-Jun	VSTPS II	20.236226	20.673940	3.778205	1.713952	2.064253
12-Jun	VSTPS II	20.881092	21.268717	3.260877	2.219316	1.041561
13-Jun	VSTPS II	19.408825	19.586628	2.434446	2.164268	0.270177
14-Jun	VSTPS II	18.904341	19.063840	2.987913	1.435568	1.552345
15-Jun	VSTPS II	21.880356	22.428021	3.076253	1.264473	1.811780
16-Jun	VSTPS II	21.950824	22.424239	0.707267	1.243560	-0.536292
Total	VSTPS II	145.046589	147.801400	19.472512	10.670980	8.801532

Daywise Summary : VSTPS III | DSM Week : 10-06-2024 to 16-06-2024

Date	Entity	Injection	Schedule	DSM Payable	DSM Receivable	Net DMC
10-Jun	VSTPS III	21.945461	22.554815	4.963601	0.578760	4.384841
11-Jun	VSTPS III	20.592270	21.156401	5.241966	1.933007	3.308959
12-Jun	VSTPS III	21.291090	21.556493	4.175524	1.609590	2.565935
13-Jun	VSTPS III	19.753126	19.900068	3.840378	1.272159	2.568220
14-Jun	VSTPS III	19.254690	19.411637	1.868629	1.638179	0.230450
15-Jun	VSTPS III	22.374167	22.620020	2.999189	1.327605	1.671584
16-Jun	VSTPS III	22.363168	22.620033	2.299242	0.907626	1.391616
Total	VSTPS III	147.573970	149.819465	25.388529	9.266926	16.121603

Daywise Summary : VSTPS IV | DSM Week : 10-06-2024 to 16-06-2024

Date	Entity	Injection	Schedule	DSM Payable	DSM Receivable	Net DMC
10-Jun	VSTPS IV	22.042109	22.493333	2.043946	1.480672	0.563274
11-Jun	VSTPS IV	21.388436	21.808285	2.668343	2.070225	0.598119
12-Jun	VSTPS IV	21.886618	21.989408	1.355616	1.826616	-0.471000
13-Jun	VSTPS IV	20.954545	21.241640	2.024883	1.405815	0.619068
14-Jun	VSTPS IV	20.676509	20.949480	1.365993	1.682395	-0.316402
15-Jun	VSTPS IV	22.295200	22.500003	1.235055	1.688087	-0.453031

Date	Entity	Injection	Schedule	DSM Payable	DSM Receivable	Net DMC
16-Jun	VSTPS IV	22.282109	22.500006	1.843279	1.632018	0.211261
Total	VSTPS IV	151.525526	153.482154	12.537115	11.785827	0.751288

Daywise Summary : VSTPS V | DSM Week : 10-06-2024 to 16-06-2024

Date	Entity	Injection	Schedule	DSM Payable	DSM Receivable	Net DMC
10-Jun	VSTPS V	10.908073	11.129500	1.848833	1.324723	0.524110
11-Jun	VSTPS V	10.028436	10.272795	2.129917	0.977050	1.152867
12-Jun	VSTPS V	10.430036	10.545178	1.456483	1.316566	0.139918
13-Jun	VSTPS V	9.680436	9.708170	1.282985	1.504981	-0.221996
14-Jun	VSTPS V	9.513891	9.491128	0.857367	1.449201	-0.591834
15-Jun	VSTPS V	11.176654	11.166009	0.666798	2.310836	-1.644039
16-Jun	VSTPS V	11.096000	11.147750	1.352269	1.770492	-0.418224
Total	VSTPS V	72.833527	73.460529	9.594651	10.653849	-1.059197

Daywise Summary : KAPS 3&4(INFIRM) | DSM Week : 10-06-2024 to 16-06-2024

Daywise Summary : KAPS Unit-4 | DSM Week : 10-06-2024 to 16-06-2024

Daywise Summary : DGEN | DSM Week : 10-06-2024 to 16-06-2024

Date	Entity	Injection	Schedule	DSM Payable	DSM Receivable	Net DMC
10-Jun	DGEN	11.410618	11.429198	1.588966	0.726870	0.862096
11-Jun	DGEN	16.940873	16.964813	1.643166	0.618331	1.024835
12-Jun	DGEN	16.850400	16.859063	1.301328	0.892015	0.409313
13-Jun	DGEN	17.353636	17.372818	1.730420	0.704654	1.025766
14-Jun	DGEN	16.666473	16.692275	2.359825	0.638109	1.721716
15-Jun	DGEN	7.241709	7.278998	4.810430	1.212448	3.597982
16-Jun	DGEN	6.694145	6.760250	5.649397	0.133281	5.516116
Total	DGEN	93.157854	93.357413	19.083532	4.925708	14.157825

Daywise Summary : JPL | DSM Week : 10-06-2024 to 16-06-2024

Date	Entity	Injection	Schedule	DSM Payable	DSM Receivable	Net DMC
10-Jun	JPL	7.118528	7.318788	10.432843	1.402716	9.030127
11-Jun	JPL	8.359633	8.481913	10.132798	4.197571	5.935227
12-Jun	JPL	13.615852	12.805360	0.387764	28.111310	-27.723546
13-Jun	JPL	12.032650	13.408713	93.277118	11.078245	82.198873
14-Jun	JPL	11.729548	12.874980	104.621978	1.787343	102.834635
15-Jun	JPL	10.525937	11.281343	61.582214	6.405958	55.176256
16-Jun	JPL	13.268190	13.301935	31.955251	16.334172	15.621079
Total	JPL	76.650339	79.473030	312.389965	69.317315	243.072650

Daywise Summary : JSPL_DCPP | DSM Week : 10-06-2024 to 16-06-2024

Date	Entity	Injection	Schedule	DSM Payable	DSM Receivable	Net DMC
10-Jun	JSPL_DCPP	5.397940	5.371060	0.206712	1.456174	-1.249462
11-Jun	JSPL_DCPP	5.435940	5.399760	0.210530	1.631912	-1.421382
12-Jun	JSPL_DCPP	5.450160	5.399760	0.065380	2.151228	-2.085848
13-Jun	JSPL_DCPP	4.896680	5.399760	31.385013	1.467132	29.917881
14-Jun	JSPL_DCPP	5.403560	5.360835	0.452891	2.149981	-1.697090
15-Jun	JSPL_DCPP	5.223140	5.144635	0.516641	3.980682	-3.464041
16-Jun	JSPL_DCPP	3.197160	3.356655	9.776765	1.624730	8.152036
Total	JSPL_DCPP	35.004580	35.432465	42.613932	14.461838	28.152094

Daywise Summary : ACBIL | DSM Week : 10-06-2024 to 16-06-2024

Date	Entity	Injection	Schedule	DSM Payable	DSM Receivable	Net DMC
10-Jun	ACBIL	11.842545	11.863450	0.787504	0.424497	0.363007
11-Jun	ACBIL	13.442400	13.385425	1.495512	2.238170	-0.742658
12-Jun	ACBIL	14.297600	14.400950	3.119065	0.372045	2.747020
13-Jun	ACBIL	14.062036	14.019650	0.506997	1.394960	-0.887963
14-Jun	ACBIL	14.101964	14.041900	0.046915	1.258056	-1.211141
15-Jun	ACBIL	14.399054	14.347100	1.619381	1.804172	-0.184791
16-Jun	ACBIL	14.699127	14.668025	0.666684	1.388088	-0.721405
Total	ACBIL	96.844726	96.726500	8.242058	8.879988	-0.637931

Daywise Summary : APL_Raigarh TPP | DSM Week : 10-06-2024 to 16-06-2024

Date	Entity	Injection	Schedule	DSM Payable	DSM Receivable	Net DMC
10-Jun	APL_Raigarh TPP	12.707345	12.599760	1.003308	6.162252	-5.158945
11-Jun	APL_Raigarh TPP	12.640509	12.600060	1.717799	3.549374	-1.831575
12-Jun	APL_Raigarh TPP	12.621091	12.600260	0.757245	1.799009	-1.041764
13-Jun	APL_Raigarh TPP	12.620000	12.599985	1.119473	2.219545	-1.100072
14-Jun	APL_Raigarh TPP	12.698109	12.601335	0.346898	4.452889	-4.105991
15-Jun	APL_Raigarh TPP	12.686473	12.373910	0.236951	14.170826	-13.933875
16-Jun	APL_Raigarh TPP	12.717309	12.519045	0.217622	9.750468	-9.532845
Total	APL_Raigarh TPP	88.690835	87.894355	5.399297	42.104364	-36.705067

Daywise Summary : APL_Raipur TPP | DSM Week : 10-06-2024 to 16-06-2024

Date	Entity	Injection	Schedule	DSM Payable	DSM Receivable	Net DMC
10-Jun	APL_Raipur TPP	28.144145	28.147088	2.904620	3.117758	-0.213139
11-Jun	APL_Raipur TPP	28.092582	28.152038	4.123553	2.654520	1.469033
12-Jun	APL_Raipur TPP	28.198982	28.152045	2.900751	5.376852	-2.476101
13-Jun	APL_Raipur TPP	26.893382	27.030090	7.937586	3.640291	4.297295
14-Jun	APL_Raipur TPP	26.875418	26.580803	2.144273	11.070208	-8.925936

Date	Entity	Injection	Schedule	DSM Payable	DSM Receivable	Net DMC
15-Jun	APL_Raipur TPP	26.893600	26.429703	0.622507	17.957000	-17.334493
16-Jun	APL_Raipur TPP	26.912363	26.701653	3.677119	11.750606	-8.073487
Total	APL_Raipur TPP	192.010471	191.193418	24.310408	55.567235	-31.256827

Daywise Summary : BALCO | DSM Week : 10-06-2024 to 16-06-2024

Date	Entity	Injection	Schedule	DSM Payable	DSM Receivable	Net DMC
10-Jun	BALCO	18.276067	19.382000	54.938119	4.156056	50.782062
11-Jun	BALCO	19.620506	20.732000	41.296671	0.404762	40.891910
12-Jun	BALCO	20.336474	21.118000	31.277401	0.641435	30.635966
13-Jun	BALCO	20.349087	21.144820	30.139745	1.282566	28.857180
14-Jun	BALCO	20.445207	21.004000	29.146815	1.394184	27.752632
15-Jun	BALCO	20.256617	20.768000	35.770278	4.816770	30.953508
16-Jun	BALCO	19.387732	20.106750	54.157525	3.445101	50.712424
Total	BALCO	138.671690	144.255570	276.726554	16.140873	260.585681

Daywise Summary : DBPL | DSM Week : 10-06-2024 to 16-06-2024

Date	Entity	Injection	Schedule	DSM Payable	DSM Receivable	Net DMC
10-Jun	DBPL	25.487127	25.477500	3.185943	2.976826	0.209117
11-Jun	DBPL	26.677527	26.794500	3.512810	0.713318	2.799492
12-Jun	DBPL	26.636436	26.708600	3.867177	1.824793	2.042384
13-Jun	DBPL	26.432000	26.538100	4.262067	1.196342	3.065725
14-Jun	DBPL	23.724363	26.185600	114.626608	1.122827	113.503781
15-Jun	DBPL	25.457600	25.543650	5.539749	1.695730	3.844019
16-Jun	DBPL	24.954909	25.000150	5.227625	2.312667	2.914959
Total	DBPL	179.369962	182.248100	140.221980	11.842503	128.379477

Daywise Summary : DHARIWAL | DSM Week : 10-06-2024 to 16-06-2024

Date	Entity	Injection	Schedule	DSM Payable	DSM Receivable	Net DMC
10-Jun	DHARIWAL	12.415636	12.473921	1.425006	0.009267	1.415739
11-Jun	DHARIWAL	12.493836	12.551822	1.291345	0.010343	1.281002
12-Jun	DHARIWAL	12.542054	12.590359	1.255974	0.052903	1.203071
13-Jun	DHARIWAL	12.479254	12.523932	1.056923	0.026961	1.029962
14-Jun	DHARIWAL	10.494927	11.078739	16.243657	0.047093	16.196564
15-Jun	DHARIWAL	12.530436	12.584679	2.272919	0.003067	2.269852
16-Jun	DHARIWAL	12.478945	12.538285	2.382448	0.009003	2.373445
Total	DHARIWAL	85.435090	86.341738	25.928274	0.158639	25.769635

Daywise Summary : GMR WARORA | DSM Week : 10-06-2024 to 16-06-2024

Date	Entity	Injection	Schedule	DSM Payable	DSM Receivable	Net DMC
10-Jun	GMR WARORA	12.151418	12.150490	1.013085	1.198314	-0.185229

Date	Entity	Injection	Schedule	DSM Payable	DSM Receivable	Net DMC
11-Jun	GMR WARORA	12.907054	12.909790	0.555166	0.483585	0.071580
12-Jun	GMR WARORA	12.933527	12.938240	0.845869	0.685957	0.159912
13-Jun	GMR WARORA	12.937382	12.968393	0.999555	0.219775	0.779780
14-Jun	GMR WARORA	12.662545	12.665090	0.983448	0.780444	0.203003
15-Jun	GMR WARORA	12.757527	12.774540	2.010966	0.793541	1.217425
16-Jun	GMR WARORA	12.903418	12.939340	1.777046	0.341535	1.435511
Total	GMR WARORA	89.252872	89.345883	8.185134	4.503151	3.681983

Daywise Summary : JHABUA_IPP | DSM Week : 10-06-2024 to 16-06-2024

Date	Entity	Injection	Schedule	DSM Payable	DSM Receivable	Net DMC
10-Jun	JHABUA_IPP	10.420509	10.492070	3.465973	1.505045	1.960928
11-Jun	JHABUA_IPP	10.416145	10.505250	5.062503	1.774026	3.288477
12-Jun	JHABUA_IPP	10.069600	10.026558	1.667972	3.459335	-1.791364
13-Jun	JHABUA_IPP	10.273309	10.238188	1.715616	3.117834	-1.402217
14-Jun	JHABUA_IPP	9.614982	10.406093	33.447726	2.087582	31.360144
15-Jun	JHABUA_IPP	-0.290109	0.279613	77.131692	0.022866	77.108826
16-Jun	JHABUA_IPP	0.076655	0.082393	9.666349	3.761699	5.904650
Total	JHABUA_IPP	50.581090	52.030163	132.157831	15.728387	116.429444

Daywise Summary : JPL-2 | DSM Week : 10-06-2024 to 16-06-2024

Date	Entity	Injection	Schedule	DSM Payable	DSM Receivable	Net DMC
10-Jun	JPL-2	51.398362	51.962918	48.397110	17.278112	31.118998
11-Jun	JPL-2	52.453977	52.302910	10.165951	14.461131	-4.295180
12-Jun	JPL-2	53.092869	52.919890	9.778218	13.207905	-3.429687
13-Jun	JPL-2	52.721647	52.199200	2.325969	16.473980	-14.148011
14-Jun	JPL-2	50.904788	52.060965	87.798009	8.488745	79.309264
15-Jun	JPL-2	52.771279	52.768758	39.572070	25.381894	14.190176
16-Jun	JPL-2	53.372700	52.927480	9.414553	23.500829	-14.086277
Total	JPL-2	366.715623	367.142120	207.451879	118.792596	88.659283

Daywise Summary : JPNIGRIE_JNSTPP | DSM Week : 10-06-2024 to 16-06-2024

Date	Entity	Injection	Schedule	DSM Payable	DSM Receivable	Net DMC
10-Jun	JPNIGRIE_JNSTPP	22.616836	22.267680	0.347475	14.176873	-13.829398
11-Jun	JPNIGRIE_JNSTPP	28.907345	28.681758	0.094052	7.965670	-7.871617
12-Jun	JPNIGRIE_JNSTPP	29.735018	29.424180	0.630873	12.407289	-11.776416
13-Jun	JPNIGRIE_JNSTPP	29.766654	29.424180	0.014403	11.858739	-11.844336
14-Jun	JPNIGRIE_JNSTPP	29.234509	28.553285	0.025049	24.936375	-24.911326
15-Jun	JPNIGRIE_JNSTPP	25.251382	24.626045	0.262251	28.096692	-27.834442
16-Jun	JPNIGRIE_JNSTPP	25.213636	24.626045	0.189801	27.004454	-26.814653

Date	Entity	Injection	Schedule	DSM Payable	DSM Receivable	Net DMC
Total	JPNIGRIE_JNSTPP	190.725380	187.603173	1.563904	126.446092	-124.882188

Daywise Summary : KSK_MAHANADI | DSM Week : 10-06-2024 to 16-06-2024

Date	Entity	Injection	Schedule	DSM Payable	DSM Receivable	Net DMC
10-Jun	KSK_MAHANADI	36.646581	36.625000	0.580308	1.022547	-0.442239
11-Jun	KSK_MAHANADI	35.499054	35.462500	0.396670	1.496003	-1.099333
12-Jun	KSK_MAHANADI	35.848800	35.900000	4.579800	1.609450	2.970350
13-Jun	KSK_MAHANADI	36.660109	36.620000	0.361374	1.371598	-1.010224
14-Jun	KSK_MAHANADI	37.133781	37.095000	0.352902	1.555555	-1.202653
15-Jun	KSK_MAHANADI	35.962800	35.943000	1.115323	1.328092	-0.212769
16-Jun	KSK_MAHANADI	36.559963	36.508500	0.313994	2.038037	-1.724042
Total	KSK_MAHANADI	254.311088	254.154000	7.700371	10.421283	-2.720912

Daywise Summary : LAMKPL | DSM Week : 10-06-2024 to 16-06-2024

Date	Entity	Injection	Schedule	DSM Payable	DSM Receivable	Net DMC
10-Jun	LAMKPL	12.848145	12.854000	0.910911	1.008266	-0.097355
11-Jun	LAMKPL	12.872145	12.849000	0.553454	1.033386	-0.479931
12-Jun	LAMKPL	12.797454	12.849000	1.825585	0.721009	1.104576
13-Jun	LAMKPL	12.798036	12.849000	1.172546	0.232484	0.940062
14-Jun	LAMKPL	11.593600	11.516000	0.828152	2.742103	-1.913951
15-Jun	LAMKPL	10.377309	10.152000	0.013447	5.285660	-5.272213
16-Jun	LAMKPL	8.659200	9.435250	29.162843	4.227018	24.935825
Total	LAMKPL	81.945890	82.504250	34.466939	15.249926	19.217013

Daywise Summary : MAHAN ENERGEN | DSM Week : 10-06-2024 to 16-06-2024

Date	Entity	Injection	Schedule	DSM Payable	DSM Receivable	Net DMC
10-Jun	MAHAN ENERGEN	25.176611	25.159385	3.815145	5.681757	-1.866612
11-Jun	MAHAN ENERGEN	13.792058	13.778305	1.459544	1.847642	-0.388098
12-Jun	MAHAN ENERGEN	13.163869	13.079120	0.164243	3.598634	-3.434391
13-Jun	MAHAN ENERGEN	23.157905	23.037943	15.365433	12.580883	2.784550
14-Jun	MAHAN ENERGEN	25.655651	25.541528	1.405745	4.937284	-3.531539
15-Jun	MAHAN ENERGEN	25.278283	25.037365	3.373681	12.356660	-8.982978
16-Jun	MAHAN ENERGEN	25.119185	24.906825	2.459720	12.639428	-10.179708

Date	Entity	Injection	Schedule	DSM Payable	DSM Receivable	Net DMC
Total	MAHAN ENERGEN	151.343562	150.540470	28.043511	53.642287	-25.598777

Daywise Summary : MBMP | DSM Week : 10-06-2024 to 16-06-2024

Date	Entity	Injection	Schedule	DSM Payable	DSM Receivable	Net DMC
10-Jun	MBMP	26.887363	27.382826	25.023083	1.157405	23.865678
11-Jun	MBMP	27.056454	27.488591	12.102995	1.210137	10.892858
12-Jun	MBMP	25.474272	26.055125	17.529709	1.193663	16.336046
13-Jun	MBMP	25.548000	26.063148	14.816583	1.102876	13.713707
14-Jun	MBMP	25.094363	25.500986	15.453736	1.690400	13.763336
15-Jun	MBMP	26.732545	26.694825	3.314771	3.299067	0.015704
16-Jun	MBMP	26.538272	26.601174	4.562420	2.041063	2.521356
Total	MBMP	183.331271	185.786677	92.803297	11.694612	81.108685

Daywise Summary : RKM_POWER | DSM Week : 10-06-2024 to 16-06-2024

Date	Entity	Injection	Schedule	DSM Payable	DSM Receivable	Net DMC
10-Jun	RKM_POWER	22.535454	22.384833	1.935687	6.940570	-5.004883
11-Jun	RKM_POWER	25.227491	24.753733	1.961207	12.081030	-10.119823
12-Jun	RKM_POWER	23.386145	23.178085	2.302727	5.639583	-3.336856
13-Jun	RKM_POWER	24.245018	24.136130	2.964752	5.133654	-2.168902
14-Jun	RKM_POWER	22.431818	22.256875	3.441252	7.178256	-3.737004
15-Jun	RKM_POWER	26.301927	25.778990	4.373149	14.041865	-9.668717
16-Jun	RKM_POWER	25.802509	25.486270	1.912938	6.445516	-4.532578
Total	RKM_POWER	169.930362	167.974915	18.891711	57.460474	-38.568762

Daywise Summary : SKS Raigarh | DSM Week : 10-06-2024 to 16-06-2024

Date	Entity	Injection	Schedule	DSM Payable	DSM Receivable	Net DMC
10-Jun	SKS Raigarh	6.347454	6.285070	0.094898	2.678839	-2.583941
11-Jun	SKS Raigarh	6.342545	6.285070	0.006730	2.194043	-2.187313
12-Jun	SKS Raigarh	7.792254	7.688650	0.666643	5.083054	-4.416411
13-Jun	SKS Raigarh	10.225745	10.139670	0.267894	3.689469	-3.421575
14-Jun	SKS Raigarh	10.408145	10.389170	1.054893	1.950902	-0.896008
15-Jun	SKS Raigarh	10.171418	10.079840	0.416843	5.042513	-4.625670
16-Jun	SKS Raigarh	10.295673	10.200080	0.082955	5.505052	-5.422096
Total	SKS Raigarh	61.583236	61.067550	2.590857	26.143871	-23.553014

Daywise Summary : TRN_ENERGY | DSM Week : 10-06-2024 to 16-06-2024

Date	Entity	Injection	Schedule	DSM Payable	DSM Receivable	Net DMC
10-Jun	TRN_ENERGY	10.595927	10.600575	0.312011	0.128497	0.183514
11-Jun	TRN_ENERGY	10.561673	10.554600	0.206509	0.323076	-0.116567

Date	Entity	Injection	Schedule	DSM Payable	DSM Receivable	Net DMC
12-Jun	TRN_ENERGY	10.618473	10.615200	0.293407	0.366948	-0.073540
13-Jun	TRN_ENERGY	5.901454	5.849225	0.050708	1.180872	-1.130164
14-Jun	TRN_ENERGY	5.223854	5.190000	0.066796	0.780740	-0.713943
15-Jun	TRN_ENERGY	5.504654	5.472000	0.048162	0.888253	-0.840092
16-Jun	TRN_ENERGY	5.148073	5.104000	0.083404	1.198295	-1.114891
Total	TRN_ENERGY	53.554109	53.385600	1.060996	4.866681	-3.805685

Daywise Summary : AGE24AL | DSM Week : 10-06-2024 to 16-06-2024

Date	Entity	Injection	Schedule	DSM Payable	DSM Receivable	Net DMC
10-Jun	AGE24AL	0.734618	0.771608	3.694319	1.435872	2.258447
11-Jun	AGE24AL	0.860400	0.771250	2.195093	4.571108	-2.376015
12-Jun	AGE24AL	0.783273	0.857685	4.369713	1.192604	3.177109
13-Jun	AGE24AL	0.813818	0.807445	2.590832	2.231440	0.359392
14-Jun	AGE24AL	0.773673	0.759098	1.951501	1.549887	0.401614
15-Jun	AGE24AL	0.621382	0.756783	4.633711	0.287404	4.346308
16-Jun	AGE24AL	0.482400	0.791590	9.132173	0.000000	9.132173
Total	AGE24AL	5.069564	5.515458	28.567342	11.268315	17.299027

Daywise Summary : AGE26AL_PSS3_KPS1_SI | DSM Week : 10-06-2024 to 16-06-2024

Daywise Summary : ARE55L_PSS3_KPS1_SI | DSM Week : 10-06-2024 to 16-06-2024

Daywise Summary : AGE25AL_PSS2_KPS1_SI | DSM Week : 10-06-2024 to 16-06-2024

Daywise Summary : AGE25BL_PSS2_KPS1_SI | DSM Week : 10-06-2024 to 16-06-2024

Date	Entity	Injection	Schedule	DSM Payable	DSM Receivable	Net DMC
10-Jun	AGE25BL_PSS2_KPS1_SI	3.342873	3.201775	1.549380	4.730631	-3.181250
11-Jun	AGE25BL_PSS2_KPS1_SI	3.407891	3.217750	1.414072	6.720489	-5.306416
12-Jun	AGE25BL_PSS2_KPS1_SI	3.408327	3.373970	2.635075	2.798476	-0.163400
13-Jun	AGE25BL_PSS2_KPS1_SI	3.303491	3.285975	2.440574	2.169724	0.270850
14-Jun	AGE25BL_PSS2_KPS1_SI	3.244800	2.916695	2.790594	13.165578	-10.374984
15-Jun	AGE25BL_PSS2_KPS1_SI	3.194291	3.283900	4.703526	1.513220	3.190306
16-Jun	AGE25BL_PSS2_KPS1_SI	2.827745	3.202578	14.177938	1.166000	13.011938
Total	AGE25BL_PSS2_KPS1_SI	22.729418	22.482643	29.711159	32.264116	-2.552957

Daywise Summary : AGE26BL_PSS2_KPS1_SI | DSM Week : 10-06-2024 to 16-06-2024

Daywise Summary : AREH4L_PSS1_KPS1_S | DSM Week : 10-06-2024 to 16-06-2024

Date	Entity	Injection	Schedule	DSM Payable	DSM Receivable	Net DMC
10-Jun	AREH4L_PSS1_KPS1_S	8.632145	8.269920	2.254892	12.037506	-9.782614
11-Jun	AREH4L_PSS1_KPS1_S	8.873782	8.268750	1.951852	21.345480	-19.393628

Date	Entity	Injection	Schedule	DSM Payable	DSM Receivable	Net DMC
12-Jun	AREH4L_PSS1_KPS1_S	8.886327	8.532350	3.041157	13.385590	-10.344433
13-Jun	AREH4L_PSS1_KPS1_S	8.674691	8.152858	2.828640	19.326702	-16.498062
14-Jun	AREH4L_PSS1_KPS1_S	8.192509	7.247288	7.921817	36.299663	-28.377846
15-Jun	AREH4L_PSS1_KPS1_S	7.978364	8.028940	7.657893	4.287731	3.370162
16-Jun	AREH4L_PSS1_KPS1_S	6.340473	7.902653	58.824240	1.909667	56.914573
Total	AREH4L_PSS1_KPS1_S	57.578290	56.402758	84.480490	108.592338	-24.111848

Daywise Summary : TP saurya unit-2 | DSM Week : 10-06-2024 to 16-06-2024

Date	Entity	Injection	Schedule	DSM Payable	DSM Receivable	Net DMC
10-Jun	TP saurya unit-2	-0.006144		0.296089	0.000000	0.296089
11-Jun	TP saurya unit-2	-0.006144		0.299931	0.000000	0.299931
12-Jun	TP saurya unit-2	-0.006144		0.312723	0.000000	0.312723
13-Jun	TP saurya unit-2	-0.006144		0.320037	0.000000	0.320037
14-Jun	TP saurya unit-2	-0.006144		0.299727	0.000000	0.299727
15-Jun	TP saurya unit-2	-0.006144		0.304548	0.000000	0.304548
16-Jun	TP saurya unit-2	-0.006144		0.336861	0.000000	0.336861
Total	TP saurya unit-2	-0.043008		2.169914	0.000000	2.169914

Daywise Summary : Arinsun_RUMS | DSM Week : 10-06-2024 to 16-06-2024

Date	Entity	Injection	Schedule	DSM Payable	DSM Receivable	Net DMC
10-Jun	Arinsun_RUMS	1.178928	1.204750	6.188327	3.784386	2.403941
11-Jun	Arinsun_RUMS	1.611856	1.388500	0.194988	7.340100	-7.145112
12-Jun	Arinsun_RUMS	1.578384	1.402750	0.585286	6.218335	-5.633050
13-Jun	Arinsun_RUMS	1.556512	1.381000	1.361367	6.866262	-5.504895
14-Jun	Arinsun_RUMS	1.537888	1.352000	0.764153	6.598919	-5.834766
15-Jun	Arinsun_RUMS	1.507328	1.345750	1.917223	6.676294	-4.759071
16-Jun	Arinsun_RUMS	1.527568	1.355500	3.243693	7.794558	-4.550865
Total	Arinsun_RUMS	10.498464	9.430250	14.255037	45.278855	-31.023818

Daywise Summary : Athena_RUMS | DSM Week : 10-06-2024 to 16-06-2024

Date	Entity	Injection	Schedule	DSM Payable	DSM Receivable	Net DMC
10-Jun	Athena_RUMS	1.209248	1.279825	7.429942	3.163521	4.266421
11-Jun	Athena_RUMS	1.662288	1.613828	1.201546	2.748904	-1.547358
12-Jun	Athena_RUMS	1.621152	1.531735	1.037565	3.893949	-2.856385
13-Jun	Athena_RUMS	1.645152	1.527105	1.026332	4.803908	-3.777577
14-Jun	Athena_RUMS	1.559728	1.517533	1.819781	3.169304	-1.349523
15-Jun	Athena_RUMS	1.541088	1.528925	3.188797	3.355572	-0.166775
16-Jun	Athena_RUMS	1.525824	1.428040	3.961215	5.279720	-1.318505
Total	Athena_RUMS	10.764480	10.426990	19.665178	26.414879	-6.749701

Daywise Summary : AVAADA_AGAR_RUMS_S | DSM Week : 10-06-2024 to 16-06-2024

Date	Entity	Injection	Schedule	DSM Payable	DSM Receivable	Net DMC
10-Jun	AVAADA_AGAR_RUMS_S	0.540880	0.657638	5.192661	1.821421	3.371240
11-Jun	AVAADA_AGAR_RUMS_S	1.032800	1.290950	10.145336	1.439046	8.706289
12-Jun	AVAADA_AGAR_RUMS_S	1.103072	1.249450	9.166737	2.799783	6.366953
13-Jun	AVAADA_AGAR_RUMS_S	1.133232	1.436025	11.490285	1.257041	10.233244
14-Jun	AVAADA_AGAR_RUMS_S	1.185840	1.348188	6.799541	1.720533	5.079008
15-Jun	AVAADA_AGAR_RUMS_S	1.117968	1.214450	7.937068	2.788280	5.148788
16-Jun	AVAADA_AGAR_RUMS_S	1.392848	1.393288	3.004075	2.215909	0.788166
Total	AVAADA_AGAR_RUMS_S	7.506640	8.589988	53.735702	14.042013	39.693688

Daywise Summary : BEEMPOW_AGAR_RUMS_S | DSM Week : 10-06-2024 to 16-06-2024

Date	Entity	Injection	Schedule	DSM Payable	DSM Receivable	Net DMC
10-Jun	BEEMPOW_AGAR_RUMS_S	0.667456	1.088818	11.138707	0.152799	10.985908
11-Jun	BEEMPOW_AGAR_RUMS_S	2.078368	2.240280	12.088799	4.745643	7.343156
12-Jun	BEEMPOW_AGAR_RUMS_S	2.183936	2.058123	3.922056	4.626721	-0.704665
13-Jun	BEEMPOW_AGAR_RUMS_S	1.806336	2.141290	17.753192	4.731674	13.021518
14-Jun	BEEMPOW_AGAR_RUMS_S	2.131008	2.216715	6.581240	3.710202	2.871038
15-Jun	BEEMPOW_AGAR_RUMS_S	1.726560	2.198313	18.192420	2.836435	15.355986
16-Jun	BEEMPOW_AGAR_RUMS_S	2.314240	2.271035	5.652935	5.734328	-0.081393
Total	BEEMPOW_AGAR_RUMS_S	12.907904	14.214573	75.329350	26.537802	48.791548

Daywise Summary : ESPL_RSP | DSM Week : 10-06-2024 to 16-06-2024

Date	Entity	Injection	Schedule	DSM Payable	DSM Receivable	Net DMC
10-Jun	ESPL_RSP	1.543678	1.447993	0.261650	2.797318	-2.535668
11-Jun	ESPL_RSP	1.558263	1.464608	0.094024	2.575883	-2.481859
12-Jun	ESPL_RSP	0.000588	0.006373	0.158482	0.005194	0.153288
13-Jun	ESPL_RSP	0.000000	0.000000	0.000000	0.000000	0.000000
14-Jun	ESPL_RSP	0.000000	0.000000	0.000000	0.000000	0.000000
15-Jun	ESPL_RSP	0.000000	0.000000	0.000000	0.000000	0.000000
16-Jun	ESPL_RSP	0.000000	0.000000	0.000000	0.000000	0.000000
Total	ESPL_RSP	3.102529	2.918973	0.514156	5.378395	-4.864239

Daywise Summary : GANDHAR_SOLAR | DSM Week : 10-06-2024 to 16-06-2024

Date	Entity	Injection	Schedule	DSM Payable	DSM Receivable	Net DMC
10-Jun	GANDHAR_SOLAR	0.101682	0.128420	0.858766	0.042863	0.815903
11-Jun	GANDHAR_SOLAR	0.124149	0.125095	0.401425	0.244637	0.156788
12-Jun	GANDHAR_SOLAR	0.124503	0.115825	0.353010	0.472261	-0.119251
13-Jun	GANDHAR_SOLAR	0.132488	0.126475	0.257392	0.353313	-0.095921
14-Jun	GANDHAR_SOLAR	0.125294	0.129268	0.483843	0.212138	0.271705

Date	Entity	Injection	Schedule	DSM Payable	DSM Receivable	Net DMC
15-Jun	GANDHAR_SOLAR	0.123815	0.131978	0.678854	0.229689	0.449166
16-Jun	GANDHAR_SOLAR	0.100001	0.129358	1.250343	0.192065	1.058278
Total	GANDHAR_SOLAR	0.831930	0.886418	4.283633	1.746966	2.536667

Daywise Summary : GIPCL_RSP | DSM Week : 10-06-2024 to 16-06-2024

Date	Entity	Injection	Schedule	DSM Payable	DSM Receivable	Net DMC
10-Jun	GIPCL_RSP	0.802279	0.774225	0.094014	0.845853	-0.751839
11-Jun	GIPCL_RSP	0.797327	0.744775	0.050448	1.458836	-1.408388
12-Jun	GIPCL_RSP	0.018888	0.000000	0.023459	0.511231	-0.487772
13-Jun	GIPCL_RSP	0.000000	0.000000	0.000000	0.000000	0.000000
14-Jun	GIPCL_RSP	0.000000	0.000000	0.000000	0.000000	0.000000
15-Jun	GIPCL_RSP	0.000000	0.000000	0.000000	0.000000	0.000000
16-Jun	GIPCL_RSP	0.000000	0.000000	0.000000	0.000000	0.000000
Total	GIPCL_RSP	1.618493	1.519000	0.167921	2.815921	-2.647999

Daywise Summary : GSECL_ph2_RSP_S | DSM Week : 10-06-2024 to 16-06-2024

Date	Entity	Injection	Schedule	DSM Payable	DSM Receivable	Net DMC
10-Jun	GSECL_ph2_RSP_S	0.516507	0.502890	0.066817	0.427661	-0.360844
11-Jun	GSECL_ph2_RSP_S	0.529093	0.502890	0.051151	0.745526	-0.694375
12-Jun	GSECL_ph2_RSP_S	0.010809	0.000000	0.027202	0.301500	-0.274298
13-Jun	GSECL_ph2_RSP_S	0.000000	0.000000	0.000000	0.000000	0.000000
14-Jun	GSECL_ph2_RSP_S	0.000000	0.000000	0.000000	0.000000	0.000000
15-Jun	GSECL_ph2_RSP_S	0.000000	0.000000	0.000000	0.000000	0.000000
16-Jun	GSECL_ph2_RSP_S	0.000000	0.000000	0.000000	0.000000	0.000000
Total	GSECL_ph2_RSP_S	1.056409	1.005780	0.145170	1.474686	-1.329516

Daywise Summary : GSECL_RSP | DSM Week : 10-06-2024 to 16-06-2024

Date	Entity	Injection	Schedule	DSM Payable	DSM Receivable	Net DMC
10-Jun	GSECL_RSP	0.272709	0.258800	0.040673	0.389794	-0.349121
11-Jun	GSECL_RSP	0.272852	0.258800	0.046906	0.399614	-0.352708
12-Jun	GSECL_RSP	0.008910	0.000000	0.010609	0.234168	-0.223558
13-Jun	GSECL_RSP	0.000000	0.000000	0.000000	0.000000	0.000000
14-Jun	GSECL_RSP	0.000000	0.000000	0.000000	0.000000	0.000000
15-Jun	GSECL_RSP	0.000000	0.000000	0.000000	0.000000	0.000000
16-Jun	GSECL_RSP	0.000000	0.000000	0.000000	0.000000	0.000000
Total	GSECL_RSP	0.554471	0.517600	0.098188	1.023576	-0.925388

Daywise Summary : KAWAS_SOLAR | DSM Week : 10-06-2024 to 16-06-2024

Date	Entity	Injection	Schedule	DSM Payable	DSM Receivable	Net DMC
10-Jun	KAWAS_SOLAR	0.264352	0.304458	1.603032	0.327135	1.275897

Date	Entity	Injection	Schedule	DSM Payable	DSM Receivable	Net DMC
11-Jun	KAWAS_SOLAR	0.354832	0.341005	0.537877	0.837131	-0.299255
12-Jun	KAWAS_SOLAR	0.370720	0.347758	0.127641	0.718063	-0.590422
13-Jun	KAWAS_SOLAR	0.361916	0.348540	0.270526	0.627439	-0.356913
14-Jun	KAWAS_SOLAR	0.339164	0.347158	1.082578	0.726462	0.356116
15-Jun	KAWAS_SOLAR	0.311340	0.344963	1.664868	0.501461	1.163407
16-Jun	KAWAS_SOLAR	0.351188	0.347550	0.530779	0.590355	-0.059576
Total	KAWAS_SOLAR	2.353512	2.381430	5.817300	4.328046	1.489254

Daywise Summary : Mahindra_RUMS | DSM Week : 10-06-2024 to 16-06-2024

Date	Entity	Injection	Schedule	DSM Payable	DSM Receivable	Net DMC
10-Jun	Mahindra_RUMS	1.146480	1.403355	12.881900	2.008288	10.873612
11-Jun	Mahindra_RUMS	1.599200	1.415698	0.368128	6.001589	-5.633460
12-Jun	Mahindra_RUMS	1.570000	1.387338	0.453167	6.233463	-5.780296
13-Jun	Mahindra_RUMS	1.537376	1.372318	1.234889	6.401562	-5.166673
14-Jun	Mahindra_RUMS	1.520736	1.428113	0.822614	3.762274	-2.939659
15-Jun	Mahindra_RUMS	1.540288	1.370528	2.523252	6.819368	-4.296116
16-Jun	Mahindra_RUMS	1.561568	1.394918	2.183255	6.655596	-4.472341
Total	Mahindra_RUMS	10.475648	9.772265	20.467206	37.882139	-17.414933

Daywise Summary : MASAYA_BWSPRA_KNDW_S | DSM Week : 10-06-2024 to 16-06-2024

Date	Entity	Injection	Schedule	DSM Payable	DSM Receivable	Net DMC
10-Jun	MASAYA_BWSPRA_KNDW_S	1.442336	1.705615	7.818321	1.235107	6.583214
11-Jun	MASAYA_BWSPRA_KNDW_S	1.917600	1.780670	1.781533	4.345924	-2.564391
12-Jun	MASAYA_BWSPRA_KNDW_S	1.324576	1.582218	7.433186	1.238796	6.194390
13-Jun	MASAYA_BWSPRA_KNDW_S	1.651872	1.782920	6.274610	2.647552	3.627058
14-Jun	MASAYA_BWSPRA_KNDW_S	1.702624	1.712403	6.874294	4.294232	2.580062
15-Jun	MASAYA_BWSPRA_KNDW_S	1.788544	1.896725	4.723674	2.115480	2.608195
16-Jun	MASAYA_BWSPRA_KNDW_S	1.920480	1.866195	1.454469	2.544631	-1.090162
Total	MASAYA_BWSPRA_KNDW_S	11.748032	12.326745	36.360087	18.421720	17.938366

Daywise Summary : SGEL_RSP_S | DSM Week : 10-06-2024 to 16-06-2024

Date	Entity	Injection	Schedule	DSM Payable	DSM Receivable	Net DMC
10-Jun	SGEL_RSP_S	0.529231	0.512755	0.219491	0.654460	-0.434969
11-Jun	SGEL_RSP_S	0.540502	0.512265	0.125020	0.870473	-0.745453
12-Jun	SGEL_RSP_S	0.014813	0.000000	0.058431	0.405929	-0.347498
13-Jun	SGEL_RSP_S	0.000000	0.000000	0.000000	0.000000	0.000000
14-Jun	SGEL_RSP_S	0.000000	0.000000	0.000000	0.000000	0.000000
15-Jun	SGEL_RSP_S	0.000000	0.000000	0.000000	0.000000	0.000000
16-Jun	SGEL_RSP_S	0.000000	0.000000	0.000000	0.000000	0.000000

Date	Entity	Injection	Schedule	DSM Payable	DSM Receivable	Net DMC
Total	SGEL_RSP_S	1.084546	1.025020	0.402942	1.930862	-1.527920

Daywise Summary : SHERISHA_RAIPUR_S (SRSSFPL) | DSM Week : 10-06-2024 to 16-06-2024

Date	Entity	Injection	Schedule	DSM Payable	DSM Receivable	Net DMC
10-Jun	SHERISHA_RAIPUR_S	0.303328	0.297525	0.204466	0.371826	-0.167361
11-Jun	SHERISHA_RAIPUR_S	0.294800	0.305373	0.620034	0.271042	0.348992
12-Jun	SHERISHA_RAIPUR_S	0.255376	0.270313	0.611083	0.170192	0.440891
13-Jun	SHERISHA_RAIPUR_S	0.273408	0.289030	0.965921	0.447953	0.517968
14-Jun	SHERISHA_RAIPUR_S	0.262512	0.280493	1.134324	0.420481	0.713843
15-Jun	SHERISHA_RAIPUR_S	0.026480	0.024133	0.129975	0.172458	-0.042483
16-Jun	SHERISHA_RAIPUR_S	0.182048	0.209658	1.351698	0.406133	0.945566
Total	SHERISHA_RAIPUR_S	1.597952	1.676523	5.017502	2.260085	2.757417

Daywise Summary : Solapur_Solar | DSM Week : 10-06-2024 to 16-06-2024

Date	Entity	Injection	Schedule	DSM Payable	DSM Receivable	Net DMC
10-Jun	Solapur_Solar	0.032468	0.038550	0.507828	0.126581	0.381247
11-Jun	Solapur_Solar	0.024911	0.048195	1.124825	0.063131	1.061694
12-Jun	Solapur_Solar	0.040978	0.046568	0.300491	0.073313	0.227178
13-Jun	Solapur_Solar	0.059400	0.034015	0.012636	0.432187	-0.419552
14-Jun	Solapur_Solar	0.059696	0.040998	0.026591	0.412324	-0.385733
15-Jun	Solapur_Solar	0.059956	0.059435	0.241819	0.195870	0.045949
16-Jun	Solapur_Solar	0.054574	0.059683	0.416441	0.132610	0.283832
Total	Solapur_Solar	0.331983	0.327443	2.630631	1.436015	1.194616

Daywise Summary : TPREL_RSP | DSM Week : 10-06-2024 to 16-06-2024

Date	Entity	Injection	Schedule	DSM Payable	DSM Receivable	Net DMC
10-Jun	TPREL_RSP	0.790828	0.762023	0.173244	0.950998	-0.777754
11-Jun	TPREL_RSP	0.794828	0.759928	0.125448	1.067757	-0.942310
12-Jun	TPREL_RSP	0.025256	0.000000	0.070837	0.565753	-0.494916
13-Jun	TPREL_RSP	0.000000	0.000000	0.000000	0.000000	0.000000
14-Jun	TPREL_RSP	0.000000	0.000000	0.000000	0.000000	0.000000
15-Jun	TPREL_RSP	0.000000	0.000000	0.000000	0.000000	0.000000
16-Jun	TPREL_RSP	0.000000	0.000000	0.000000	0.000000	0.000000
Total	TPREL_RSP	1.610912	1.521950	0.369528	2.584508	-2.214980

Daywise Summary : AlfarnarWind_SECI-III | DSM Week : 10-06-2024 to 16-06-2024

Date	Entity	Injection	Schedule	DSM Payable	DSM Receivable	Net DMC
10-Jun	AlfarnarWind_SECI-III	3.491312	3.705750	12.200260	5.411996	6.788264
11-Jun	AlfarnarWind_SECI-III	3.905856	3.896250	7.047499	7.194797	-0.147299
12-Jun	AlfarnarWind_SECI-III	4.506496	4.161000	2.673175	10.510691	-7.837516

Date	Entity	Injection	Schedule	DSM Payable	DSM Receivable	Net DMC
13-Jun	AlfanarWind_SECI-III	4.091728	4.273500	8.475760	3.589843	4.885917
14-Jun	AlfanarWind_SECI-III	4.126416	4.174778	5.695295	4.497575	1.197719
15-Jun	AlfanarWind_SECI-III	2.856672	3.050500	9.176019	4.203264	4.972755
16-Jun	AlfanarWind_SECI-III	1.675056	1.951750	14.876180	6.748594	8.127586
Total	AlfanarWind_SECI-III	24.653536	25.213528	60.144188	42.156761	17.987427

Daywise Summary : APRAAVA_KHKRDA_JAM_W | DSM Week : 10-06-2024 to 16-06-2024

Date	Entity	Injection	Schedule	DSM Payable	DSM Receivable	Net DMC
10-Jun	APRAAVA_KHKRDA_JAM_W	2.416272	2.537990	8.219469	4.371692	3.847776
11-Jun	APRAAVA_KHKRDA_JAM_W	2.653968	2.570460	3.322647	5.644860	-2.322213
12-Jun	APRAAVA_KHKRDA_JAM_W	2.304336	2.266730	4.551857	5.604373	-1.052516
13-Jun	APRAAVA_KHKRDA_JAM_W	2.441280	2.455838	4.168095	3.753642	0.414454
14-Jun	APRAAVA_KHKRDA_JAM_W	2.809424	2.759935	4.036231	5.413694	-1.377463
15-Jun	APRAAVA_KHKRDA_JAM_W	2.576768	2.409973	3.093210	7.607898	-4.514688
16-Jun	APRAAVA_KHKRDA_JAM_W	1.128272	1.460130	12.142421	2.151194	9.991227
Total	APRAAVA_KHKRDA_JAM_W	16.330320	16.461055	39.533929	34.547352	4.986577

Daywise Summary : ASIPL_BARANDA | DSM Week : 10-06-2024 to 16-06-2024

Date	Entity	Injection	Schedule	DSM Payable	DSM Receivable	Net DMC
10-Jun	ASIPL_BARANDA	1.923984	2.137168	8.806547	2.756028	6.050519
11-Jun	ASIPL_BARANDA	2.182496	2.345558	6.144214	1.982173	4.162041
12-Jun	ASIPL_BARANDA	2.639248	2.570790	2.311586	3.803413	-1.491828
13-Jun	ASIPL_BARANDA	2.526640	2.689833	6.473457	2.201161	4.272295
14-Jun	ASIPL_BARANDA	2.559648	2.583363	4.787036	3.884227	0.902809
15-Jun	ASIPL_BARANDA	1.688496	1.785668	6.543282	3.366134	3.177148
16-Jun	ASIPL_BARANDA	1.140288	1.095465	4.265111	4.735528	-0.470417
Total	ASIPL_BARANDA	14.660800	15.207843	39.331232	22.728666	16.602567

Daywise Summary : AWEK1L | DSM Week : 10-06-2024 to 16-06-2024

Date	Entity	Injection	Schedule	DSM Payable	DSM Receivable	Net DMC
10-Jun	AWEK1L	5.895872	6.916750	37.111696	5.871925	31.239771
11-Jun	AWEK1L	7.160864	7.279200	15.165861	11.731011	3.434850
12-Jun	AWEK1L	8.396096	7.929000	6.795341	19.995380	-13.200039
13-Jun	AWEK1L	7.534112	7.849553	17.719148	7.127291	10.591856
14-Jun	AWEK1L	7.845344	7.991750	14.710053	9.780390	4.929663
15-Jun	AWEK1L	5.521504	6.155000	25.794325	7.022152	18.772174
16-Jun	AWEK1L	3.120096	3.877250	39.379740	13.723542	25.656198
Total	AWEK1L	45.473888	47.998503	156.676164	75.251691	81.424473

Daywise Summary : AWEK4L_DEDYA_BHUJ2_W | DSM Week : 10-06-2024 to 16-06-2024

Date	Entity	Injection	Schedule	DSM Payable	DSM Receivable	Net DMC
10-Jun	AWEK4L_DEDYA_BHUJ2_W	3.382480	3.449000	24.374050	12.845205	11.528845
11-Jun	AWEK4L_DEDYA_BHUJ2_W	4.103984	4.009500	12.442126	11.265359	1.176766
12-Jun	AWEK4L_DEDYA_BHUJ2_W	4.056320	4.342333	28.756650	13.012849	15.743801
13-Jun	AWEK4L_DEDYA_BHUJ2_W	4.211648	4.319310	22.856009	6.975073	15.880936
14-Jun	AWEK4L_DEDYA_BHUJ2_W	4.660128	4.581293	7.681810	8.085008	-0.403198
15-Jun	AWEK4L_DEDYA_BHUJ2_W	3.379376	3.965238	33.602454	1.291184	32.311270
16-Jun	AWEK4L_DEDYA_BHUJ2_W	1.912368	2.670255	61.206450	3.229731	57.976718
Total	AWEK4L_DEDYA_BHUJ2_W	25.706304	27.336928	190.919548	56.704409	134.215139

Daywise Summary : AWEMP1PL (SBESS) | DSM Week : 10-06-2024 to 16-06-2024

Date	Entity	Injection	Schedule	DSM Payable	DSM Receivable	Net DMC
10-Jun	AWEMP1PL_PTNGR_IDR_W	2.417536	2.728750	22.759186	9.009976	13.749210
11-Jun	AWEMP1PL_PTNGR_IDR_W	2.832512	2.836823	16.144078	11.440033	4.704045
12-Jun	AWEMP1PL_PTNGR_IDR_W	3.993472	3.931000	10.696803	11.234803	-0.538000
13-Jun	AWEMP1PL_PTNGR_IDR_W	4.124640	3.938433	17.490418	15.927057	1.563361
14-Jun	AWEMP1PL_PTNGR_IDR_W	4.425120	4.546250	10.782331	6.933243	3.849089
15-Jun	AWEMP1PL_PTNGR_IDR_W	2.940192	3.481500	22.909066	4.844677	18.064389
16-Jun	AWEMP1PL_PTNGR_IDR_W	3.195904	3.163750	11.110699	9.290531	1.820168
Total	AWEMP1PL_PTNGR_IDR_W	23.929376	24.626505	111.892582	68.680320	43.212262

Daywise Summary : GIWEL_SECI-III_RE | DSM Week : 10-06-2024 to 16-06-2024

Date	Entity	Injection	Schedule	DSM Payable	DSM Receivable	Net DMC
10-Jun	GIWEL_SECI-III_RE	3.022304	3.398930	13.563049	3.871052	9.691997
11-Jun	GIWEL_SECI-III_RE	3.549600	3.803918	8.924439	2.576480	6.347959
12-Jun	GIWEL_SECI-III_RE	4.296832	4.063670	4.304854	9.381461	-5.076607
13-Jun	GIWEL_SECI-III_RE	3.833536	3.959593	7.135060	3.788917	3.346143
14-Jun	GIWEL_SECI-III_RE	3.615648	4.018890	12.093977	1.400914	10.693063
15-Jun	GIWEL_SECI-III_RE	2.995200	3.139963	7.584968	4.027349	3.557619
16-Jun	GIWEL_SECI-III_RE	1.561248	2.081363	14.911765	1.941996	12.969769
Total	GIWEL_SECI-III_RE	22.874368	24.466325	68.518112	26.988169	41.529943

Daywise Summary : GIWEL_SECI-II_RE | DSM Week : 10-06-2024 to 16-06-2024

Date	Entity	Injection	Schedule	DSM Payable	DSM Receivable	Net DMC
10-Jun	GIWEL_SECI-II_RE	2.482592	2.693895	11.102958	4.918169	6.184789
11-Jun	GIWEL_SECI-II_RE	3.000576	3.009885	7.062416	6.756874	0.305542
12-Jun	GIWEL_SECI-II_RE	3.718672	3.536190	4.147054	8.460722	-4.313668
13-Jun	GIWEL_SECI-II_RE	3.155776	3.357693	8.737830	3.129242	5.608588

Date	Entity	Injection	Schedule	DSM Payable	DSM Receivable	Net DMC
14-Jun	GIWEL_SECI-II_RE	3.342464	3.477623	6.089198	2.500379	3.588819
15-Jun	GIWEL_SECI-II_RE	2.435200	2.772305	12.243438	3.155479	9.087960
16-Jun	GIWEL_SECI-II_RE	1.274384	1.784495	14.761179	1.009239	13.751940
Total	GIWEL_SECI-II_RE	19.409664	20.632085	64.144072	29.930103	34.213969

Daywise Summary : NETRA_KOTDA_BHUJ_W | DSM Week : 10-06-2024 to 16-06-2024

Date	Entity	Injection	Schedule	DSM Payable	DSM Receivable	Net DMC
10-Jun	NETRA_KOTDA_BHUJ_W	1.755904	1.860995	5.126204	2.827603	2.298601
11-Jun	NETRA_KOTDA_BHUJ_W	2.076736	2.057268	3.027407	3.431864	-0.404458
12-Jun	NETRA_KOTDA_BHUJ_W	2.388400	2.335125	2.127973	3.221509	-1.093536
13-Jun	NETRA_KOTDA_BHUJ_W	2.286720	2.315290	4.282130	3.435855	0.846275
14-Jun	NETRA_KOTDA_BHUJ_W	2.375280	2.264260	1.398246	3.631568	-2.233322
15-Jun	NETRA_KOTDA_BHUJ_W	1.574480	1.833250	5.920048	0.536037	5.384011
16-Jun	NETRA_KOTDA_BHUJ_W	1.066480	1.214845	4.855573	1.759850	3.095723
Total	NETRA_KOTDA_BHUJ_W	13.524000	13.881033	26.737581	18.844286	7.893294

Daywise Summary : NVWEPL_DAYAPAR_BHJ_W | DSM Week : 10-06-2024 to 16-06-2024

Date	Entity	Injection	Schedule	DSM Payable	DSM Receivable	Net DMC
10-Jun	NVWEPL_DAYAPAR_BHJ_W	3.505472	3.914995	17.595657	4.413775	13.181882
11-Jun	NVWEPL_DAYAPAR_BHJ_W	4.258656	3.992475	8.266690	16.696637	-8.429947
12-Jun	NVWEPL_DAYAPAR_BHJ_W	4.927680	4.672050	5.103030	12.467675	-7.364645
13-Jun	NVWEPL_DAYAPAR_BHJ_W	3.945440	4.081775	13.373727	5.803878	7.569849
14-Jun	NVWEPL_DAYAPAR_BHJ_W	4.225824	4.315020	9.273720	6.431561	2.842159
15-Jun	NVWEPL_DAYAPAR_BHJ_W	3.115200	3.505475	16.272457	3.726610	12.545846
16-Jun	NVWEPL_DAYAPAR_BHJ_W	1.828448	2.200188	26.812084	12.768842	14.043242
Total	NVWEPL_DAYAPAR_BHJ_W	25.806720	26.681978	96.697366	62.308978	34.388388

Daywise Summary : OKWPL_RE | DSM Week : 10-06-2024 to 16-06-2024

Date	Entity	Injection	Schedule	DSM Payable	DSM Receivable	Net DMC
10-Jun	OKWPL_RE	3.105552	3.358750	21.852378	11.601565	10.250813
11-Jun	OKWPL_RE	3.450144	3.610250	15.240185	9.369652	5.870534
12-Jun	OKWPL_RE	4.225680	4.333750	15.542100	10.143173	5.398927
13-Jun	OKWPL_RE	3.964608	4.178500	13.066903	5.425966	7.640937
14-Jun	OKWPL_RE	3.948576	4.193750	12.083129	3.551290	8.531839
15-Jun	OKWPL_RE	3.179488	3.411250	15.203537	6.691721	8.511817
16-Jun	OKWPL_RE	1.519488	2.202500	25.710716	1.402288	24.308428
Total	OKWPL_RE	23.393536	25.288750	118.698949	48.185656	70.513293

Daywise Summary : POWERICA | DSM Week : 10-06-2024 to 16-06-2024

Date	Entity	Injection	Schedule	DSM Payable	DSM Receivable	Net DMC
10-Jun	POWERICA	0.674400	0.670183	1.979840	1.474727	0.505114
11-Jun	POWERICA	0.625728	0.622793	2.199173	2.043625	0.155549
12-Jun	POWERICA	0.590048	0.604755	1.688392	1.226914	0.461478
13-Jun	POWERICA	0.589440	0.586960	1.585019	1.396338	0.188682
14-Jun	POWERICA	0.623152	0.633575	1.478317	1.174200	0.304117
15-Jun	POWERICA	0.549856	0.564385	1.514542	1.030501	0.484040
16-Jun	POWERICA	0.128992	0.267373	4.623818	0.274750	4.349068
Total	POWERICA	3.781616	3.950023	15.069102	8.621055	6.448047

Daywise Summary : RPL_SECI-II_RE | DSM Week : 10-06-2024 to 16-06-2024

Date	Entity	Injection	Schedule	DSM Payable	DSM Receivable	Net DMC
10-Jun	RPL_SECI-II_RE	2.610304	2.751750	19.074933	9.659267	9.415666
11-Jun	RPL_SECI-II_RE	2.852880	2.976750	10.156970	6.318579	3.838392
12-Jun	RPL_SECI-II_RE	3.294944	3.505500	12.769858	5.796739	6.973120
13-Jun	RPL_SECI-II_RE	3.154064	3.303295	7.747491	3.633963	4.113528
14-Jun	RPL_SECI-II_RE	3.314032	3.404500	6.418018	3.990908	2.427110
15-Jun	RPL_SECI-II_RE	2.633952	2.763500	7.888102	4.281446	3.606655
16-Jun	RPL_SECI-II_RE	1.374288	1.847000	16.709316	3.139333	13.569983
Total	RPL_SECI-II_RE	19.234464	20.552295	80.764686	36.820234	43.944452

Daywise Summary : RWE_AP2_SECI-III | DSM Week : 10-06-2024 to 16-06-2024

Date	Entity	Injection	Schedule	DSM Payable	DSM Receivable	Net DMC
10-Jun	RWE_AP2_SECI-III	3.536608	3.794000	11.591664	4.588037	7.003627
11-Jun	RWE_AP2_SECI-III	3.767504	3.794750	8.287606	7.248108	1.039499
12-Jun	RWE_AP2_SECI-III	4.446816	4.360750	6.229547	7.854851	-1.625304
13-Jun	RWE_AP2_SECI-III	4.093200	4.220733	7.477910	4.309977	3.167933
14-Jun	RWE_AP2_SECI-III	4.423248	4.463500	3.857347	2.875198	0.982149
15-Jun	RWE_AP2_SECI-III	3.271760	3.481000	11.856924	5.449830	6.407093
16-Jun	RWE_AP2_SECI-III	1.907728	2.326250	14.242995	3.581015	10.661980
Total	RWE_AP2_SECI-III	25.446864	26.440983	63.543993	35.907016	27.636977

Daywise Summary : SITAC_CHUGGER_BHJ2_W | DSM Week : 10-06-2024 to 16-06-2024

Date	Entity	Injection	Schedule	DSM Payable	DSM Receivable	Net DMC
10-Jun	SITAC_CHUGGER_BHJ2_W	4.363840	4.437805	12.947639	8.143926	4.803713
11-Jun	SITAC_CHUGGER_BHJ2_W	4.711552	4.593500	6.034381	9.246886	-3.212506
12-Jun	SITAC_CHUGGER_BHJ2_W	5.013280	4.846500	5.651539	10.125716	-4.474177
13-Jun	SITAC_CHUGGER_BHJ2_W	4.675264	4.612613	6.307771	7.397075	-1.089305
14-Jun	SITAC_CHUGGER_BHJ2_W	4.555280	4.669543	7.859918	4.469935	3.389983
15-Jun	SITAC_CHUGGER_BHJ2_W	3.250512	3.531000	11.640853	3.552857	8.087995

Date	Entity	Injection	Schedule	DSM Payable	DSM Receivable	Net DMC
16-Jun	SITAC_CHUGGER_BHJ2_W	2.435712	2.683250	15.473466	7.152234	8.321232
Total	SITAC_CHUGGER_BHJ2_W	29.005440	29.374210	65.915567	50.088630	15.826937

Daywise Summary : SRIJAN_MORJAR_BHJ2_W | DSM Week : 10-06-2024 to 16-06-2024

Date	Entity	Injection	Schedule	DSM Payable	DSM Receivable	Net DMC
10-Jun	SRIJAN_MORJAR_BHJ2_W	1.506064	1.643520	7.177369	3.028153	4.149216
11-Jun	SRIJAN_MORJAR_BHJ2_W	1.759056	1.748500	3.831212	4.109055	-0.277843
12-Jun	SRIJAN_MORJAR_BHJ2_W	2.117536	2.001750	1.849018	4.704725	-2.855707
13-Jun	SRIJAN_MORJAR_BHJ2_W	1.878960	1.927000	3.652690	1.964123	1.688567
14-Jun	SRIJAN_MORJAR_BHJ2_W	1.965568	1.944250	2.874314	3.274970	-0.400657
15-Jun	SRIJAN_MORJAR_BHJ2_W	1.428512	1.580275	6.813562	2.407874	4.405688
16-Jun	SRIJAN_MORJAR_BHJ2_W	0.806368	0.957500	8.652398	3.466636	5.185762
Total	SRIJAN_MORJAR_BHJ2_W	11.462064	11.802795	34.850563	22.955537	11.895026

Daywise Summary : Torrent_Sidpur_Jam_W | DSM Week : 10-06-2024 to 16-06-2024

Date	Entity	Injection	Schedule	DSM Payable	DSM Receivable	Net DMC
10-Jun	Torrent_Sidpur_Jam_W	1.076560	1.159625	5.443739	2.533344	2.910396
11-Jun	Torrent_Sidpur_Jam_W	1.196144	1.289848	5.270980	2.545996	2.724984
12-Jun	Torrent_Sidpur_Jam_W	1.146144	1.227935	3.463794	1.197398	2.266395
13-Jun	Torrent_Sidpur_Jam_W	1.228720	1.291618	3.199398	1.399581	1.799817
14-Jun	Torrent_Sidpur_Jam_W	1.396368	1.382173	2.410212	2.682270	-0.272057
15-Jun	Torrent_Sidpur_Jam_W	1.290832	1.297483	2.301867	2.118121	0.183746
16-Jun	Torrent_Sidpur_Jam_W	0.514688	0.702040	8.353578	2.099492	6.254086
Total	Torrent_Sidpur_Jam_W	7.849456	8.350720	30.443568	14.576201	15.867367

Note on DSM charges accounting w.e.f. 01.01.2024

1. The decision taken in 48th WRPC meeting on the DSM accounting of Nuclear Stations has been incorporated in the weekly DSM accounts w.e.f. 01.01.2024.
2. Nuclear Stations schedule as furnished by WRLDC has been considered for calculation of deviations of Nuclear Station.
3. The deviations charges for nuclear stations is computed based on the ECR furnished by NPCIL.
4. The deviations charges of nuclear stations is apportioned amongst its beneficiaries (on block level) in proportional to %share of beneficiaries in the respective station (i.e. TAPS 1&2, TAPS3&4, KAPS 1&2 and KAPS3&4).
5. The deviations of beneficiaries is calculated based on the schedules of nuclear station furnished by WRLDC.
6. The REA accounting shall be continued as per prevailing methodology (i.e. the schedules of beneficiaries modified ex post facto to actual injection of nuclear stations).



ग्रिड-इंडिया
GRID-INDIA

ग्रिड कंट्रोलर ऑफ इंडिया लिमिटेड
(भारत सरकार का उद्यम)
GRID CONTROLLER OF INDIA LIMITED
(A Government of India Enterprise)

[formerly Power System Operation Corporation Limited (POSOCO)]

पश्चिम क्षेत्रीय भार प्रेषण केन्द्र / Western Regional Load Despatch Centre

कार्यालय : एफ-3, एम. आई. डी. सी. क्षेत्र, मरोल, अंधेरी (पूर्व), मुंबई-400093

Office : F-3, M.I.D.C. Area, Marol, Andheri (East), Mumbai- 400093

CIN : U40105DL2009GOI188682, Website : www.wrlcd.in, E-mail : wrlcd@grid-india.in, Tel: 022 28202690, Fax: 022 28235434, 28202630

संदर्भ : प०क्ष०भा०प्रे०के०/एम.ओ./मीटरिंग/2024-25/सप्ताह संख्या-11

दिनांक: 20.06.2024

सेवा में
अधीक्षण अभियंता (वाणिज्य)
प० क्ष० वि० स०, मुंबई

विषय : सप्ताह 10.06.2024 से 16.06.2024 के 'अंतर-राज्यीय ऊर्जा मीटर अभिलेख'

महोदय,

दिनांक 10.06.2024 से 16.06.2024 के 'अंतर-राज्यीय ऊर्जा मीटर अभिलेख' व अन्य विवरण एक ज़िप फाइल में क्षेत्रीय ऊर्जा लेखांकन हेतु संलग्न हैं। ज़िप फाइल में उपलब्ध अंतर्वस्तु निम्नलिखित है।

1. मीटर क्रम संख्या, मीटर प्रकार, विवरण, सी० टी० / पी० टी० के अनुपात
2. अंतर-राज्यीय सीमा पर लगे ऊर्जा मीटर के अनिर्मित अभिलेख
3. अंतर-राज्यीय सीमा पर लगे सभी ऊर्जा मीटर के संसाधित अभिलेख -MWH, प्रति 15 मिनट के खंड के लिए
4. प्रत्येक क्षेत्रीय घटक द्वारा ग्रिड से क्रियाशील ऊर्जा विनिमय (अन्तः क्षेपण / आहरण) - MWH, प्रति 15 मिनट के खंड के लिए
5. क्षेत्रीय घटक द्वारा ग्रिड से प्रतिक्रियाशील ऊर्जा विनिमय - संचित MVARh
6. अभिलेखों को संसाधित करते समय पायी गई विसंगतियों का विवरण, उन मुख्य मीटरों का विवरण जिनके अभिलेख रक्षित मीटरों के अभिलेख से प्रतिस्थापित किए गए और नए मीटरों का विवरण

धन्यवाद,

भवदीय,

(हेमंत कुमार मीना)

उपमहाप्रबंधक (MO)

संलग्नक : यथोपरि

Grid Controller of India Limited

(Formerly known as Power System Operation Corporation Limited)

पश्चिम क्षेत्रीय भार प्रेषण केंद्र, मुंबई (Western Regional Load Dispatch Centre, Mumbai)

पश्चिम क्षेत्र के लिए की इंटरकनेक्शन मीटरिंग त्रुटियां / Interconnection Metering Error for Western Region
2024-25: WEEK – 11, Duration - 10.06.2024 to 16.06.2024

1. मेन मीटर रीडिंग नहीं मिली /Main Meter reading not received

मेन मीटर रीडिंग की अनुपलब्धता के कारण निम्नलिखित मेन मीटर रीडिंग को चेक/स्टैंडबाय मीटर रीडिंग से बदल दिया गया था (या) बस समन ज़ीरो नहीं (या) दोषपूर्ण मीटर / Following main meter readings were replaced with Check/Standby meter readings due to non-availability of main meter readings (or) Bus summation not Zero (or) Faulty meter:

Sl. No.	Loc.ID & SEM ID	Date	Location	Feeder/ICT	Replaced with LOC.ID & SEM Sl.no.	Remarks
1	(MR-19) NR-5558-A	10.06.24 To 16.06.24	Rewa(PG)	220kV Ramnagar line-2	(MR-46) * NP-5574-A Check	Meter Faulty Action: Nodal officer, Rewa(PG)
2	(MP-51) WR-2328-A	10.06.24 To 16.06.24	Bhanpura	220kV Sakatpura line	Derived using SCADA as SEM data of both ends are not received	Data not received Action: Nodal officer, Madhya Pradesh, NRLDC
3	(PC-21) WR-2297-A	10.06.24 To 16.06.24	Bhanpura	220KV Modak line	Derived using SCADA as SEM data of both ends are not received	Data not received Action: Nodal officer, Madhya Pradesh, NRLDC

2. मेन मीटर रीडिंग विसंगतियां/ Main meter reading discrepancies

- a. सभी 96 टाइम ब्लॉकों के लिए मेन मीटर रीडिंग में विसंगतियों के कारण निम्नलिखित मेन मीटर रीडिंग को चेक/स्टैंडबाय मीटर रीडिंग से बदला गया / Following main meter readings were replaced with Check/Standby meter readings due to discrepancies in main meter readings for all 96 time blocks.

Sl. No.	Loc.ID & SEM ID	Date	Location	Feeder/ICT	Replaced with LOC.ID & SEM Sl.no	Remarks
1	(SS-27) NP-2550-A	10.06.24 To 16.06.24	SSP	400kV Asoj line	(GU-23) * NP-2528-A Standby	Under-recording Action: Nodal officer, SSP
2	(WR-57) ER-1745-A	10.06.24 To 12.06.24	Sundargarh	400 kV Raigarh line-1	(WR-47) * NP-6288-A Standby	Erroneous reading Action: Nodal officer, ERLDC
3	(WR-58) ER-1741-A	10.06.24 To 12.06.24	Sundargarh	400 kV Raigarh line-2	(WR-36) * NP-5713-A Standby	Erroneous reading Action: Nodal officer, ERLDC

*Note:

Sl. No. 1: * No loss applied as there is under-recording was observed in previous week data.

Sl. No. 2: * No loss applied as It is an inter-regional line.

Sl. No. 3: * No loss applied as It is an inter-regional line.

- b. कुछ समय के ब्लॉक के लिए मेन मीटर डाटा में विसंगति के कारण निम्नलिखित मुख्य मीटर डाटा में एडजस्टमेंट वैल्यूस जोड़ी गयी / Adjustment values were added to the following main meter data due to discrepancy in the Main meter data for few time blocks

Sl. no	Loc.ID& SEM ID	Date	Time blocks	Location	Feeder/ICT	Name of Report where Adjustment value added
1	(CH-19) ER-1730-A	10.06.24	37	Ranchi	765 kV Dharamjaigarh line	ER1
2	(LK-21) LT-0033-A	12.06.24	74	Bilaspur	400 kV LANCO line-2	LK1
3	(MD-21) NP-2637-A	15.06.24	77	Mouda	400 kV Wardha line-1	MD1
4	(RJ-10) NP-6344-A	11.06.24	43	Rajgarh	400 kV Nagda line-2	MP

3. Reactive energy accounting replacement/ प्रतिक्रियाशील ऊर्जा लेखांकन प्रतिस्थापन:

Following main meter reactive energy readings were replaced with Check meter readings due to non-availability of main meter readings (or) Bus summation not Zero (or) Faulty meter as per the minutes of 89th CCM:

Sl. No.	Loc.ID & SEM ID	Date	Location	Feeder/ICT	Replaced with LOC.ID & SEM Sl.no	Remarks
1	(MR-19) NR-5558-A	10.06.24 To 16.06.24	Rewa(PG)	220kV Ramnagar line-2	(MR-46) * NP-5574-A Check	Meter Faulty Action: Nodal officer, Rewa(PG)

4. मीटर डाटा की प्राप्ति में देरी / Delay in receipt of meter data

The meter data from the following stations was received after the scheduled time, i.e 11/06/2024, 12:00 PM

Sr.no	Utility Name	Location name	Meter Type	Data receipt date	Time of receipt of at WRLDC	Delay in Hours
1	MPPTCL	Bhanpura	Main & Stand-by	DATA NOT RECEIVED YET		
2	NTPC	Gadarwara	Main & Stand-by	18/06/2024	12:50PM	1
3	NPCIL	Taps 1&2	Main & Stand-by	18/06/2024	1:06PM	1
4	Netra Wind	KothdaMadh	Stand-by	19/06/2024	10:52AM	23
5	MSETCL	Nashik	Main	18/06/2024	12:55PM	1
6	POWERGRID	Navsari	Main & Stand-by	18/06/2024	2:37PM	2

7		Dharamjaygarh	Main & Stand-by	18/06/2024	12:50PM	1
---	--	---------------	-----------------	------------	---------	---

5. मास्टर फ्रिक्वेन्सी मीटर डाटा का इस्तेमाल किया/ Master frequency meter data used:

SEM data of NP2657A at NTPC Korba used for the frequency from 10.06.24 - 16.06.24.

6. सी.टी./पी.टी. त्रुटियां रिपोर्ट/देखी गयी / CT/PT Errors Reported/Observed: NIL

7. एस.ई.एम. का परीक्षण/Testing of SEMs:

8. मीटर का प्रतिस्थापन/ Replacement of Meters:

SR. --- NO.	Old SEM SR. NO.	LOCATION	New SEM SR. NO.	Replaced date
	NIL			

9. लंबित एसईएम प्रतिस्थापन / Pending SEM Replacement

SR. --- NO.	SEM SR. NO.	LOCATION	ISSUES FACED	Remarks
1	NR-3565-A	220kV Vav line-2 at Kawas (Main meter)	Meter faulty since 15.01.24 (Elster Make)	WRLDC Email Dtd. 24.01.24
2	NR-3683-A	400kV Khargone line-2 at Khandwa(PS) (Main meter)	Meter faulty since 18.03.24 (Elster Make)	WRLDC Email Dtd. 03.04.24
3	NP-5405-A	400kV Khandwa(Sterlite) line-2 at Khargone (Check meter)	Meter faulty since 18.03.24 (Elster Make)	WRLDC Email Dtd. 03.04.24
4	NR-3875-A	132kV side of 765/132kV IBT2 at Gadarwara (Standby meter)	Meter faulty since 01.04.24 (Elster Make)	WRLDC Email Dtd. 10.04.24
5	NP-8701-A	400kV Akola line-2 at Aurangabad(PG) (Main meter)	Meter faulty since 20.05.24 (Elster Make)	WRLDC Email Dtd. 30.05.24
6	NP-5558-A	220kV Ramnagar Pahad CKT-2 at Rewa(PG)) (Main meter)	Meter faulty since 03.06.24 (Elster Make)	WRLDC Email Dtd. 12.06.24
7	NP-8820-A	400kV side of ICT-1 at Pune(GIS)(PG) (Standby meter)	Meter faulty since 10.06.24 (Elster Make)	WRLDC Email Dtd. 20.06.24

10. कोई अन्य महत्वपूर्ण/प्रासंगिक जानकारी/ Any other important/relevant information:

- a) The raw SEM data (secondary WH data in npc format) of the week is available at:

https://www.wrldc.in/content/203_1_RAWSEMDData.aspx

- b)** The processed SEM data (primary MWH data) of the week is available at:

https://www.wrldc.in/content/204_1_ProcessedSEMData.aspx

- c)** The SEM details (Loc ID, serial no., CTR, PTR, Location) of the week are available at:

https://www.wrldc.in/content/202_1_MasterFileWRSEMDetails.aspx

क्षेत्रीय ऊर्जा लेखांकन के लिए अनुपूरक सूचना

SUPPLEMENTARY INFORMATION FOR REGIONAL ENERGY ACCOUNTING

1. ट्रांसमिशन तत्व आईएसटीएस (लेखांकन के लिए माना जाता है) के साथ सिंक्रोनायज/इंजेक्शन और ड्रॉवल गणना / Transmission Elements Synchronized with ISTS (Considered for accounting)/Change in Injection and drawl computation: Nil
2. आईएसटीएस के साथ सिंक्रोनायज की गई नई जेनरेटिंग यूनिट्स (लेखांकन के लिए मानी जाती हैं) / New Generating units Synchronized with ISTS (Considered for accounting): NIL
3. उत्पादन इकाइयाँ जिन्होंने सीओडी घोषित किया (लेखांकन के लिए मानी जाती हैं) / Generating units Declared CoD (Considered for accounting): Nil
4. कंजेशन चार्ज आवेदन और निकासी की स्थिति / Congestion Charge Application and withdrawal status: NIL
5. व्हीलिंग लेन-देन के लिए माना जाने वाला नुकसान / Losses considered for wheeling transactions.

As per the decision taken in 33 TCC/WRPC meeting, loss credit to be given to Gujarat/Maharashtra for wheeling of power to DD/GOA for following lines.

a. डीडी-डीएनएच नियंत्रण क्षेत्र को बिजली की व्हीलिंग / Wheeling of Power to DNH-DD control area

- i. 66KV Dalwada line at Vapi
- ii. 66KV Dabhel line at Vapi
- iii. 66KV Diu line at Tad
- iv. 66KV Diu line at Dhokadwa

Credit to Gujarat: STU loss considered **3.26%** as available in Gujarat SLDC website for month **April-24** as checked on **13.06.2024**.

<https://www.sldcguj.com/EnergyAccount/MonthlyLosses.php>

b. गोवा नियंत्रण क्षेत्र के लिए बिजली की व्हीलिंग / Wheeling of Power to Goa control area

- i. 220kv Tillari line at Amona
- ii. 220KV Mahalakshmi line at Amona

Credit to Maharashtra: STU loss considered **3.47%** as available in Maharashtra SLDC website for month **April-24** as checked on **13.06.2024**.

https://mahasldc.in/wp-content/reports/State_Grid_Loss_Account.pdf

6. पश्चिम क्षेत्रीय आई.एस.टी.एस. हानी / Western Regional ISTS loss:

WR ISTS Loss for the week **10.06.2024 to 16.06.2024** is **2.23%** including RE also in computation.

Vide CERC order no. L-1/250/2019, All India Transmission Loss for ISTS is to be applied w.e.f. 02.11.2020.

7. प्रतिघाती रिपोर्ट विसंगतिया / Reactive Reports Discrepancies: NIL

8. एस.एस.पी. युनिट्स में कंडेंसर मोड का ऑपरेशन (एससीओ) / Operation of SSP units in synchronous condenser mode (SCO)

Sl. No.	Date	RBPH Unit under Synchronous Condenser Operation (SCO)	Time of Start in SCO	Time of Stop in SCO	WRLDC CODE	Total SCO Hours

1	10-Jun-24	NIL
2	11-Jun-24	NIL
3	12-Jun-24	NIL
4	13-Jun-24	NIL
5	14-Jun-24	NIL
6	15-Jun-24	NIL
7	16-Jun-24	NIL

[WARNING: ATTACHMENT UNSCANNED]साप्ताहिक सहायक सेवा डेटा और एसआरएएस (एजीसी) डेटा सहित कार्यान्वित शेड्यूल डेटा / 10 जून -16 जून 2024 / Weekly Implemented schedule data including Ancillary Services data & SRAS (AGC) data

From : wrldcfinalscheduling@grid-india.in

Thu, Jun 20, 2024 05:08 PM

Subject : [WARNING: ATTACHMENT UNSCANNED]साप्ताहिक सहायक सेवा डेटा और एसआरएएस (एजीसी) डेटा सहित कार्यान्वित शेड्यूल डेटा / 10 जून -16 जून 2024 / Weekly Implemented schedule data including Ancillary Services data & SRAS (AGC) data

5 attachments

To : comml wrpc comml wrpc <comml-wrpc@nic.in>, mundotia vikas <mundotia.vikas@gmail.com>

Cc : deeptisayam@gmail.com, ntpcwr@gmail.com, preeti benjwal <preeti.benjwal@gmail.com>, nspcl bhilai abt <nspcl.bhilai.abt@gmail.com>, SCE NSPCL <SCE.NSPCL@gmail.com>, aman kaul <aman.kaul@site.rgppl.com>, atul desai <atul.desai@site.rgppl.com>, sce rgppl <sce.rgppl@gmail.com>, sasanswitchyard@gmail.com, Assistant Engineer SLDC <ed-aesldc-dd@nic.in>, eddamandiu@gmail.com, Executive Engineer Electricity <elec-dmn-dd@nic.in>, sldc dnh <sldc.dnh@gmail.com>, sldc getco <sldc.getco@gmail.com>, sldcmpjbp@gmail.com, msldcoutage@gmail.com, msldc outage <msldc_outage@mahasldc.in>, scheduling@mahasldc.in, csebsldc@sldccg.com, goamainsldc@gmail.com, cesldc@mahasldc.in, shiftincharge gcel <shiftincharge.gcel@gmrgroup.in>, MundraBD CR <MundraBD.CR@adani.com>, balco gis <balco.gis@vedanta.co.in>, cgplshiftincharge@tatapower.com, scheduling raigarh <scheduling.raigarh@dbpower.in>, dbpl swyd <dbpl.swyd@dbpower.in>, dgenoperations@torrentpower.com, dilsce@rp-sg.in, scrmahan@essar.com, jnstpp swyd <jnstpp.swyd@jalindia.co.in>, shiftincharge@jindalpower.com, jploperations@jindalpower.com, scekaps12@gmail.com, kmpcl swyd <kmpcl.swyd@ksk.co.in>, sce lapplsite <sce.lapplsite@lancogroup.com>, ControlRoom@hpppl.in, 300mwswhitchyard@mccplpower.com, emcnca@gmail.com, controlroom@rkmpowergen.in, Sasan SIC <Sasan.SIC@relianceada.com>, Sasan Switchyard <Sasan.Switchyard@relianceada.com>, gis@spgcl.com, scetaps12@npcil.co.in,

scetaps34@npcil.co.in, trnenergy 400kvswitchyard
<trnenergy.400kvswitchyard@gmail.com>,
pscc@tatapower.com, abtntpc v
<abtntpc_v@ntpc.co.in>, switchyard 270
<switchyard.270@acbindia.com>,
ccrntpckawas@gmail.com, kgnopnccr@ntpc.co.in,
sanjeev p <sanjeev.p@skk.co.in>,
scegadarwara@ntpc.co.in, scejggpp@ntpc.co.in,
scsipat@ntpc.co.in, AJANE AJIT
<AJANE.AJIT@mahindra.com>, DESHMUKH PARIJAT
<DESHMUKH.PARIJAT@mahindra.com>, KHAITAN
RAKESH <KHAITAN.RAKESH@mahindra.com>,
MIRIYALA SAIBHARGAV
<MIRIYALA.SAIBHARGAV@mahindra.com>, Sharma
Sandeep9 <Sharma.Sandeep9@mahindra.com>,
selmkalwa@gmail.com, MEHTA SAURABH2
<MEHTA.SAURABH2@mahindra.com>,
amitavmukerjee@sprngenergy.com,
bhuwaneshtak@sprngenergy.com,
csanand@sprngenergy.com,
chandankumar@sprngenergy.com,
dineshmajithia@sprngenergy.com,
jaideeptak@sprngenergy.com,
janardhanareddy@sprngenergy.com,
krishnareddy@sprngenergy.com, amit gandhi
<amit.gandhi@Renewpower.in>, atul@renewpower.in,
rajesh parihar <rajesh.parihar@Renewpower.in>,
ankur rajan <ankur.rajana@sembcorp.com>,
Balasubramanian R
<Balasubramanian.R@sembcorp.com>, Deelip Pund
<Deelip.Pund@sembcorp.com>, ramakrishna baggam
<ramakrishna.baggam@sembcorp.com>, Shaik Basha
<Shaik.Basha@sembcorp.com>, prashanth@grid-
india.in, pravatrjena@ntpc.co.in, bablu@grid-india.in,
sourabhitiwari@grid-india.in, susha@grid-india.in,
hemantmeena@grid-india.in, maneesh@grid-india.in,
SAURABHKUMAR01@NTPC.CO.IN,
carahulpande@gmail.com, sldcmpjbp@gmail.com,
sspatel 2261 <sspatel_2261@yahoo.com>, dycaosldc
getco <dycaosldc.getco@gebmail.com>,
sldcabtcomm@gmail.com, seopslcd getco
<seopslcd.getco@gebmail.com>, celd@gebmail.com,
acesldc getco <acesldc.getco@gebmail.com>,
abt@mahasldc.in, payments@mahasldc.in,
CESLDC@mahatransco.in, seeamsldc@gmail.com,
mgrpp2msedcl@gmail.com, gmppmsedcl@gmail.com,
mgr1fi8000@mahatransco.in,
DYMGR2FI8000@mahatransco.in, seea@mahasldc.in,
goamainsldc@gmail.com, sldc@goaelectricity.gov.in,
bhavikshah@TORRENTPOWER.COM,
Hiteshkhunt@torrentpower.com,
MAYANKGUPTA@torrentpower.com, powerpurchase-
ddd@dnhddpdcl.com,
JitendraPatel@torrentpower.com,
pranavmehta@torrentpower.com,

NAMANSHAH@torrentpower.com,
KARNESHGHAGARE@torrentpower.com,
nikhilparikh@torrentpower.com,
deetishiddam@ntpc.co.in, pravatrjena@ntpc.co.in,
biswajitmandal@ntpc.co.in, oswr1@ntpc.co.in,
SAURABHKUMAR01@NTPC.CO.IN,
eemgggpp@ntpc.co.in, scejggpp@ntpc.co.in,
ajitrai@jindalpower.com, Shubhi mishra
<Shubhi.mishra@jindalpower.com>,
jitplscheduling@jindalgroup.com, jitpl powersales
<jitpl_powersales@jindalgroup.com>,
anilkumar@powergrid.in, gaurav prasad
<gaurav.prasad@lancogroup.com>, vishwakarma ms
<vishwakarma.ms@lancogroup.com>, sce lapplsite
<sce.lapplsite@lancogroup.com>, anil sh
<anil.sh@lancogroup.com>, amitkumar@nspcl.co.in,
rajaram maity <rajaram.maity@nspcl.co.in>, dk tiwari
<dk.tiwari@nspcl.co.in>,
nspclbhilai100018@gmail.com, shishir sahu
<shishir.sahoo@acbindia.com>, switchyard 270
<switchyard.270@acbindia.com>, lopamudra kashyap
<lopamudra.kashyap@acbindia.com>, ashish chugh
<ashish.chugh@acbindia.com>, lalit rathee
<lalit.rathee@acbindia.com>,
acbpower@acbindia.com, asvin choudhary
<asvin.choudhary@acbindia.com>, sangeeta vaish
<sangeeta.vaish@acbindia.com>, aman kaul
<aman.kaul@site.rgppl.com>,
hsbawa@site.rgppl.com, dgmoer gppl
<dgmoer.gppl@gmail.com>, saleem abdulla
<saleem.abdulla@site.rgppl.com>, antaryami dash
<antaryami.dash@site.rgppl.com>, Purushottam
Mahant <Purushottam.Mahant@vedanta.co.in>, Md
Zeyauddin <Md.Zeyauddin@vedanta.co.in>, Virendra
Choukale <Virendra.Choukale@vedanta.co.in>, Shruti
Yadav <Shruti.Yadav@vedanta.co.in>, Kumar Prashant
<Kumar.Prashant@vedanta.co.in>,
ashishmodi@tatapower.com, rajendra mahakul
<rajendra.mahakul@tatapower.com>,
commercialCGPL@tatapower.com, deepak goyal
<deepak.goyal@jindalsteel.com>, suresh mittal
<suresh.mittal@jindalsteel.com>, vinodk@jspl.com,
gulshan choudhary
<gulshan.choudhary@jindalsteel.com>, ajay kumar22
<ajay.kumar22@essarpower.co.in>, AmitKumar
Singh3 <AmitKumar.Singh3@adani.com>,
Shanmughan K <Shanmughan.K@adani.com>, Robinv
Geevarghese <Robinv.Geevarghese@adani.com>,
Manoj Taunk <Manoj.Taunk@adani.com>, Commercial
EPMPL <Commercial.EPMPL@essar.com>, Ajay sinha
<Ajay.sinha@essarpower.co.in>, Ishan Baghel
<Ishan.Baghel@relianceada.com>, anuj tomar
<anuj.tomar@relianceada.com>, manoj pongde
<manoj.pongde@relianceada.com>,
kskscheduling@ksk.co.in, ramji n

<ramji.n@skk.co.in>, narayancs@skk.co.in,
prabhjitsingh s <prabhjitsingh.s@skk.co.in>, manohar
b <manohar.b@skk.co.in>, Pramod Khandelwal
<Pramod.Khandelwal@gmrgroup.in>, Shift Incharge
<Shift.Incharge@gmrgroup.in>, Dhananjay
Deshpande <Dhananjay.Deshpande@gmrgroup.in>,
vikas rana1 <vikas.rana1@adani.com>, Dhaval
Chavda <Dhaval.Chavda@adani.com>, Gunjan Thakre
<Gunjan.Thakre@adani.com>, Hitesh Modi
<Hitesh.Modi@adani.com>, Aakash Minocha
<Aakash.Minocha@adani.com>, mayursinhd gohil
<mayursinhd.gohil@adani.com>, sanjay jadhav
<sanjay.jadhav@dbpower.in>, vishalshivaji jadhav
<vishalshivaji.jadhav@dbpower.in>,
sales@dbpower.in, vibhor dange
<vibhor.dange@dbpower.in>, pt jpvl
<pt.jpvl@jalindia.co.in>, pt jpvl <pt.jpvl@gmail.com>,
jitendra mishra <jitendra.mishra@jalindia.co.in>,
Sandeep Shah1 <Sandeep.Shah1@amns.in>, Alok
Singh <Alok.Singh@amns.in>, Anwar Khan1
<Anwar.Khan1@amns.in>, Ramesh Chabhadiya
<Ramesh.Chabhadiya@amns.in>, Nitin Wakhare
<Nitin.Wakhare@amns.in>, Naresh yadav
<Naresh.yadav@amns.in>, Ronak Shah
<Ronak.Shah@amns.in>,
abhishekmehta@torrentpower.com,
jaydipchudasama@torrentpower.com,
ronaknaik@torrentpower.com, soumen barua
<soumen.barua@rpsg.in>, pundlik wanwe
<pundlik.wanwe@rpsg.in>, kewal kurmi
<kewal.kurmi@rpsg.in>, archita dutta
<archita.dutta@rp-sg.in>, t rajeshkumar
<t.rajeshkumar@rkmpowergen.in>,
rs@rkmpowergen.in, prateek dubey
<prateek.dubey@hpppl.in>, sharma rahul
<sharma.rahul@hpppl.in>, santosh dubey
<santosh.dubey@hpppl.in>, gaurav grover
<gaurav.grover@hpppl.in>, Shiftincharge
jhabuapower
<Shiftincharge.jhabuapower@gmail.com>,
Shiftincharge jpl
<Shiftincharge.jpl@jhabuapower.co.in>, rajesh
maurya <rajesh.maurya@jindalpower.com>, alok garg
<alok.garg@jindalpower.com>, shalabh tandon
<shalabh.tandon@jindalpower.com>,
balu@spgcl.com, rk@spgcl.com,
bnchoudhary@spgcl.com, emd@trnenergy.com, vikash
hisariya <vikash.hisariya@acbindia.com>,
cpmalik@acbindia.com, prahlad prasad
<prahlad.prasad@acbindia.com>, sk sahuo
<sk.sahuo@trnenergy.com>,
uparmanand@npcil.co.in, Sharma Sandeep9
<Sharma.Sandeep9@mahindra.com>, DESHMUKH
PARIJAT <DESHMUKH.PARIJAT@mahindra.com>,
GHONGADE RASIKA

<GHONGADE.RASIKA@mahindra.com>, MIRIYALA SAIBHARGAV
<MIRIYALA.SAIBHARGAV@mahindra.com>, MEHTA SAURABH2 <MEHTA.SAURABH2@mahindra.com>, priyamsoni@sprngenergy.com, shivanitiwari@sprngenergy.com, krishnareddy@sprngenergy.com, dipenkhandediya@sprngenergy.com, Abhinav Saraswat <Abhinav.Saraswat@renewpower.in>, nikita surbhi <nikita.surbhi@renewpower.in>, ajit ajane <ajit.ajane@truboardpartners.com>, shashi@athenare.in, kapil@athenare.in, athena@athenare.in, parijat deshmkh <parijat.deshmkh@truboardpartners.com>, tilkesh purohit <tilkesh.purohit@truboardpartners.com>, athena commercial <athena.commercial@truboardpartners.com>, Vijay Mane <Vijay.Mane@sembcorp.com>, Abhinav Jha <Abhinav.Jha@sembcorp.com>, Narpal Ram <Narpal.Ram@sembcorp.com>, ramakrishna baggam <ramakrishna.baggam@sembcorp.com>, deepak dangwal <deepak.dangwal@inoxwind.com>, arvind kumar <arvind.kumar@inoxwind.com>, manjit bhagria <manjit.bhagria@inoxwind.com>, kailash tarachandani <kailash.tarachandani@inoxwind.com>, dhaval trivedi <dhaval.trivedi@adani.com>, alpeshk gedia <alpeshk.gedia@adani.com>, prashant barot <prashant.barot@adani.com>, vindyanchal kumar <vindyanchal.kumar@adani.com>, amitkumar singh2 <amitkumar.singh2@adani.com>, kishan venkat <kishan.venkat@alfanar.com>, Irfan Mohammed <Irfan.Mohammed@alfanar.com>, Mayank Bhagat <Mayank.Bhagat@alfanar.com>, Murugan Gouindrajan <Murugan.Gouindrajan@alfanar.com>, swati singhal <swati.singhal@alfanar.com>, krghataliya@gipcl.com, sarang patil <sarang.patil@engie.com>, yogesh wamborikar <yogesh.wamborikar@engie.com>, vineet george <vineet.george@tatapower.com>, ForcastingScheduling@tatapower.com, gunesh kusurkar <gunesh.kusurkar@tatapower.com>, sunil kumar2 <sunil.kumar2@enel.com>, naresh kotha <naresh.kotha@enel.com>, harish kothari <harish.kothari@enel.com>, eesolar gsecl <eesolar.gsecl@gebmail.com>, cepnp gsecl <cepnp.gsecl@gebmail.com>, acepnp gsecl <acepnp.gsecl@gebmail.com>, vrutika prajapati <vrutika.prajapati@powericaltd.com>, gayatri nemade <gayatri.nemade@powericaltd.com>, manish agarwal <manish.agarwal@powericaltd.com>, saravanan s <saravanan.s@powericaltd.com>, accountswind@powericaltd.com, amit debnath <amit.debnath@edf-re.in>, Umesh Raichandani <Umesh.Raichandani@edf-re.in>, ravi shankar <ravi.shankar@continuumenergy.in>, santosh surve <santosh.surve@continuumenergy.in>, MundraBD CR

<MundraBD.CR@adani.com>, TirodaBD CR
<TirodaBD.CR@adani.com>, RaipurBD CR
<RaipurBD.CR@adani.com>, MahanBD CR
<MahanBD.CR@adani.com>, mayursinhd gohil
<mayursinhd.gohil@adani.com>, mayursinhd gohil
<mayursinhd.gohil@adani.com>,
400kvswitchyard@trnenergy.com, trmohapatra@grid-
india.in

महोदय / महोदया,
Sir / Madam,

कृपया 10 जून -16 जून 2024 के सप्ताह के लिए सहायक सेवा डेटा और कार्यान्वित शेड्यूल डेटा तथा फोर्सर्ड आउटेज विवरण की संलग्न फ़ाइल प्राप्त करें।

Please find the attached file containing the **implemented schedule data including Ancillary Services data & Forced outage details** for the week of 10 June to 16 June 2024.

10 जून -16 जून 2024 के सप्ताह के लिए डब्ल्यूआरपीसी को प्रस्तुत डब्ल्यूआरएलडीसी के कार्यान्वित अनुसूची डेटा का रिवीजन नं. निम्नानुसार है:

The revision no. for Implemented Schedule data of WRLDC submitted to WRPC for the week of 10 June to 16 June 2024 is as follows –

Date	Latest Revision
10-06-2024	280
11-06-2024	277
12-06-2024	272
13-06-2024	269
14-06-2024	276
15-06-2024	275
16-06-2024	273

कृपया संयुक्त सीएसवी प्रारूप में 10 जून -16 जून 2024 तक सप्ताह के लिए संलग्न 5 मिनट और 15 मिनट एसआरएस डेटा और एसआरएस -2 डेटा (एनएलडीसी से प्राप्त) देखें।

Please find attached 5min & 15min SRAS data and SRAS-2 data (received from NLDC) for the week from 10 June to 16 June 2024 in consolidated CSV format.

सादर धन्यवाद,

Ramlakahn Meena

फ़ाइनेल शेड्यूलिंग टीम,

पंक्षेभांप्रेके, मुंबई / WRLDC, Mumbai

ग्रिड कंट्रोलर ऑफ इंडिया लिमिटेड

Grid Controller of India Limited

formerly Power System Operation Corporation Ltd. (POSOCO)







Follow Grid-India on:



* This e-mail is an official email of Grid Controller of India Limited (Grid-India), is confidential and intended to use by the addressee only. If the message is received by anyone other than the addressee, please return the message to the sender by replying to it and then delete the message from your computer. Internet e-mails are not necessarily secure. The Grid Controller of India Limited (Grid-India) does not accept responsibility for changes made to this message after it was sent. Whilst all reasonable care has been taken to avoid the transmission of viruses, it is the responsibility of the recipient to ensure that the onward transmission, opening or use of this message and any attachments will not adversely affect its systems or data. No responsibility is accepted by the Grid-India in this regard and the recipient should carry out such virus and other checks as it considers appropriate. Visit our website at www.grid-india.in *

 **WRPC_FILES_10062024_16062024.zip**
2 MB

 **WR_2024-06-10 to 2024-06-16_SRAS2.csv**
834 B

 **Forced Outage Details-10-06-2024 to 16-06-2024.xlsx**
15 KB

[WARNING: ATTACHMENT UNSCANNED] अनुलग्नक, सी.एस.वी. प्रारूप में सक्रिय डेटा और रियक्टिव डेटा 10.06.24-16.06.24 के लिए/ Annexure, Active and Reactive data in CSV format for 10.06.24-16.06.24

From : wrsemdata@grid-india.in

Thu, Jun 20, 2024 05:30 PM

Subject : [WARNING: ATTACHMENT UNSCANNED] अनुलग्नक, सी.एस.वी. प्रारूप में सक्रिय डेटा और रियक्टिव डेटा 10.06.24-16.06.24 के लिए/ Annexure, Active and Reactive data in CSV format for 10.06.24-16.06.24

4 attachments

To : deepak gawali79 <deepak.gawali79@gmail.com>, comml wrpc comml wrpc <comml-wrpc@nic.in>, mundotia vikas <mundotia.vikas@gmail.com>, impl sldc <impl.sldc@gmail.com>, sldcibtcomm@gmail.com, kkbhosikar@ntpc.co.in, SAURABHKUMAR01@ntpc.co.in, shankar choudhary <shankar.choudhary@sembcorp.com>, manoj barad <manoj.barad@sembcorp.com>, rajeshkumar t <rajeshkumar.t@rkm.in>, dgmoer gppl <dgmoer.gppl@gmail.com>, aman kaul <aman.kaul@site.rgppl.com>, amitkumar@nspcl.co.in, suraj nale <suraj.nale@hpppl.in>, vishwakarma ms <vishwakarma.ms@lancogroup.com>, sanjeev p <sanjeev.p@ksk.co.in>, shubhi mishra <shubhi.mishra@jindalpower.com>, N Srinath <N.Srinath@avanthapower.com>, jnstpp swyd <jnstpp.swyd@gmail.com>, jnstpp swyd <jnstpp.swyd@jalindia.co.in>, ashish kakroo <ashish.kakroo@essarpower.co.in>, Dilip Rout <Dilip.Rout@essarpower.co.in>, Bapiraju marri <Bapiraju.marri@gmrgroup.in>, kewal kurmi <kewal.kurmi@rpsg.in>, pundlik wanwe <pundlik.wanwe@rpsg.in>, umangthaker@torrentpower.com, Vijayakumaran@truboardpartners.com, kapildev dubey <kapildev.dubey@dbpower.in>, himanshu khatri <himanshu.khatri@enel.com>, kumar bablu <kumar.bablu@mahindra.com>, saddam hydarsabgari <saddam.hydarsabgari@alfnar.com>, switchyard 270 <switchyard.270@acbindia.com>, ajitrai@jindalpower.com, vivek karthikeyan1 <vivek.karthikeyan1@indigrid.com>, vrverma sldc <vrverma.sldc@gmail.com>, Manoj Taunk <Manoj.Taunk@adani.com>, jigar thakkar <jigar.thakkar@adani.com>, eecommsldc getco <eecommsldc.getco@gebmail.com>, ee shikha <ee.shikha@gmail.com>, nivedita s jaiswal <nivedita.s.jaiswal@gmail.com>, bajajmpeb@gmail.com, apvaishnao@powergrid.in,

doulatsldc@gmail.com, DVKODGE@npcil.co.in,
aksahu@npcil.co.in, navneet@npcil.co.in, ste ei kaps
<ste_ei_kaps@npcil.co.in>, rakeshkumar@ntpc.co.in,
rsjayswal@ntpc.co.in, AMITABHKUMAR@NTPC.CO.IN,
ABHISHEKKRSAXENA@NTPC.CO.IN,
ravikumarchandak@ntpc.co.in,
SVLOLLA@NTPC.CO.IN, vkkundooru@ntpc.co.in,
saurabhverma02@ntpc.co.in, amitrawal@ntpc.co.in,
nisarahmadmansoor@ntpc.co.in,
Kalpanashukla@powergrid.in, Dhavalbhai Parmar
<Dhavalbhai.Parmar@suzlon.com>, sk sahu
<sk.sahoo@trnenergy.com>, gyansagar@spgcl.com,
Gaurav doharey <Gaurav.doharey@relianceada.com>,
bhaskar muthaliar
<bhaskar.muthaliar@sembcorp.com>, saurabh patel
<saurabh.patel@sembcorp.com>,
controlroom@rkm.in, saleem abdulla
<saleem.abdulla@site.rgppl.com>,
mabdulsaleem@ntpc.co.in, pk nukala
<pk.nukala@nspcl.co.in>, p rajesh
<p.rajesh@hpppl.in>, binod sahu
<binod.sahoo@lancogroup.com>, krishnaprasad d
<krishnaprasad.d@ksk.co.in>, Prajwal Shitin
<Prajwal.Shitin@avanthapower.com>, navin tinguria
<navin.tinguria@jalindia.co.in>, ashwin ande
<ashwin.ande@essarpower.co.in>, mohandoss
arumugam <mohandoss.arumugam@rpsg.in>,
sagarnpatel@torrentpower.com, malay chhatrala
<malay.chhatrala@enel.com>, singh shyam
<singh.shyam@mahindrateqo.com>, vinodkumar
patel <vinodkumar.patel@alfnar.com>, suraj sarkar
<suraj.sarkar@jindalpower.com>, Akhilesh Jaiswal
<Akhilesh.Jaiswal@indigrid.com>, bb dnh
<bb_dnh@yahoo.com>, raguvendral dewra
<raguvendral.dewra@adani.com>, abhishek kukreja
<abhishek.kukreja@adani.com>,
sldcabtcomm@gmail.com, a bara
<a.bara@cspc.co.in>, sindhuja@powergrid.in,
abtmpsem@gmail.com, nppatil@npcil.co.in,
rvoza@npcil.co.in, uparmanand@npcil.co.in,
mpareek@npcil.co.in, sksrivastava09@ntpc.co.in,
kumarrajeew@ntpc.co.in, harishbhatt@ntpc.co.in,
BRIJESHGOSWAMI@NTPC.CO.IN, jsharma@ntpc.co.in,
vinaykumarjaiswal@ntpc.co.in,
shabbirhasan@ntpc.co.in, bkgarg01@ntpc.co.in,
vibhormangal@ntpc.co.in, glmeena@ntpc.co.in,
aneeshkumar@ntpc.co.in, AGSAHU@ntpc.co.in, jana
sangita <jana.sangita@powergrid.in>, Hariom Sharma
<Hariom.Sharma@suzlon.com>, emd@trnenergy.com,
trnenergy 400kvswitchyard
<trnenergy.400kvswitchyard@gmail.com>,
emcnca@gmail.com, bibhuacharya@spgcl.com,
Raghawendra Jha
<Raghawendra.Jha@relianceada.com>,
19carl@gmail.com, impl sldc <impl.sldc@gmail.com>,

suryamani t <suryamani.t@refex.co.in>,
kbbhosikar@ntpc.co.in,
SAURABHKUMAR01@ntpc.co.in, shankar choudhary
<shankar.choudhary@sembcorp.com>, manoj barad
<manoj.barad@sembcorp.com>, rajeshkumar t
<rajeshkumar.t@rkm.in>, dgmoe rgppl
<dgmoe.rgppl@gmail.com>, aman kaul
<aman.kaul@site.rgppl.com>,
amitkumar@nspcl.co.in, yash mishra
<yash.mishra@hpppl.in>, suraj nale
<suraj.nale@hpppl.in>, vishwakarma ms
<vishwakarma.ms@lancogroup.com>, sanjeev p
<sanjeev.p@ksk.co.in>, shubhi mishra
<shubhi.mishra@jindalpower.com>, N Srinath
<N.Srinath@avanthapower.com>, jnstpp swyd
<jnstpp.swyd@gmail.com>, jnstpp swyd
<jnstpp.swyd@jalindia.co.in>, ashish kakroo
<ashish.kakroo@essarpower.co.in>, Dilip Rout
<Dilip.Rout@essarpower.co.in>, Bapiraju marri
<Bapiraju.marri@gmrgroup.in>, kewal kurmi
<kewal.kurmi@rpsg.in>, pundlik wanwe
<pundlik.wanwe@rpsg.in>,
umangthaker@torrentpower.com,
Vijayakumaran@truboardpartners.com, kapildev dubey
<kapildev.dubey@dbpower.in>, himanshu khatri
<himanshu.khatri@enel.com>, kumar bablu
<kumar.bablu@mahindra.com>, saddam hydarsabgari
<saddam.hydarsabgari@alfnar.com>, switchyard 270
<switchyard.270@acbindia.com>,
ajitrai@jindalpower.com, vivek karthikeyan1
<vivek.karthikeyan1@indigrid.com>, vrverma sldc
<vrverma.sldc@gmail.com>, Manoj Taunk
<Manoj.Taunk@adani.com>, jigar thakkar
<jigar.thakkar@adani.com>, eecommsldc getco
<eecommsldc.getco@gebmail.com>, ee shikha
<ee.shikha@gmail.com>, nivedita s jaiswal
<nivedita.s.jaiswal@gmail.com>,
bajajmpeb@gmail.com, apvaishnao@powergrid.in,
doulatsldc@gmail.com, DVKODGE@npcil.co.in,
aksahu@npcil.co.in, navneet@npcil.co.in, ste ei kaps
<ste_ei_kaps@npcil.co.in>, rakeshkumar@ntpc.co.in,
rsjaiswal@ntpc.co.in, AMITABHKUMAR@NTPC.CO.IN,
ABHISHEKKRSAXENA@NTPC.CO.IN,
ravikumarchandak@ntpc.co.in,
SVLOLLA@NTPC.CO.IN, vkkundooru@ntpc.co.in,
saurabhverma02@ntpc.co.in, amitrawal@ntpc.co.in,
nisarahmadmansoor@ntpc.co.in,
Kalpanashukla@powergrid.in, Dhavalbhai Parmar
<Dhavalbhai.Parmar@suzlon.com>, sk sahu
<sk.sahu@trnenergy.com>, gyansagar@spgcl.com,
Gaurav doharey <Gaurav.doharey@relianceada.com>,
bhaskar muthaliar
<bhaskar.muthaliar@sembcorp.com>, saurabh patel
<saurabh.patel@sembcorp.com>,
controlroom@rkm.in, saleem abdulla

<saleem.abdulla@site.rgppl.com>, mabdulsaleem@ntpc.co.in, pk nukala <pk.nukala@nspcl.co.in>, p rajesh <p.rajesh@hpppl.in>, binod sahu <binod.sahoo@lancogroup.com>, krishnaprasad d <krishnaprasad.d@ksk.co.in>, Prajwal Shitin <Prajwal.Shitin@avanthapower.com>, navin tinguria <navin.tinguria@jalindia.co.in>, ashwin ande <ashwin.ande@essarpower.co.in>, mohandoss arumugam <mohandoss.arumugam@rpsg.in>, sagarnpatel@torrentpower.com, malay chhatrala <malay.chhatrala@enel.com>, singh shyam <singh.shyam@mahindrateqo.com>, vinodkumar patel <vinodkumar.patel@alfnar.com>, suraj sarkar <suraj.sarkar@jindalpower.com>, Akhilesh Jaiswal <Akhilesh.Jaiswal@indigrid.com>, bb_dnh <bb_dnh@yahoo.com>, raguvendral dewra <raguvendral.dewra@adani.com>, abhishek kukreja <abhishek.kukreja@adani.com>, sldcabtcomm@gmail.com, a bara <a.bara@cspc.co.in>, sindhuja@powergrid.in, abtmpsem@gmail.com, nppatil@npcil.co.in, rvoza@npcil.co.in, uparmanand@npcil.co.in, mpareek@npcil.co.in, sksrivastava09@ntpc.co.in, kumarrajeev@ntpc.co.in, harishbhatt@ntpc.co.in, BRIJESHGOSWAMI@NTPC.CO.IN, jsharma@ntpc.co.in, vinaykumarjaiswal@ntpc.co.in, shabbirhasan@ntpc.co.in, bkgarg01@ntpc.co.in, vibhormangal@ntpc.co.in, glmeena@ntpc.co.in, aneeshkumar@ntpc.co.in, AGSAHU@ntpc.co.in, jana sangita <jana.sangita@powergrid.in>, Hariom Sharma <Hariom.Sharma@suzlon.com>, emd@trnenergy.com, trnenergy 400kvswitchyard <trnenergy.400kvswitchyard@gmail.com>, emcnca@gmail.com, bibhuacharya@spgcl.com, Raghawendra Jha <Raghawendra.Jha@relianceada.com>, 19carl@gmail.com, switchyard 270 <switchyard.270@acbindia.com>, impl sldc <impl.sldc@gmail.com>, wrsemdata1@gmail.com, mundotia vikas <mundotia.vikas@gmail.com>, shreyarai853@gmail.com, suryamani t <suryamani.t@refex.co.in>, asharma@powergrid.in, niks1110@powergrid.in, jana sangita <jana.sangita@powergrid.in>, nutan@powergrid.in, Kalpanashukla@powergrid.in, sagarnpatel@torrentpower.com, SidhpurPSS@torrentpower.com, operations masaya <operations.masaya@upcrenewables.com>, sldcabtcomm@gmail.com, abtmpsem@gmail.com, impl sldc <impl.sldc@gmail.com>, pymahdgut@npcil.co.in, sdkarhadkar@npcil.co.in, pdudey@npcil.co.in, nvshah@npcil.co.in, pymahdgut@npcil.co.in, Mahendrasingh dabi <Mahendrasingh.dabi@adani.com>, akkshayv mathur

<akkshayv.mathur@adani.com>, ajit barodia
<ajit.barodia@adani.in>, rajesh gupta
<rajesh.gupta@adani.com>, Harshil patel5
<Harshil.patel5@adani.com>, namit verma
<namit.verma@adani.com>, aksahu@npcil.co.in,
nikunj kumar <nikunj.kumar@engie.com>,
Mahendrasingh dabi
<Mahendrasingh.dabi@adani.com>, rajesh gupta
<rajesh.gupta@adani.com>, diwakar kumar
<diwakar.kumar@adani.com>, Harshil patel5
<Harshil.patel5@adani.com>, rajesh gupta
<rajesh.gupta@adani.com>, diwakar kumar
<diwakar.kumar@adani.com>, Harshil patel5
<Harshil.patel5@adani.com>, rajesh gupta
<rajesh.gupta@adani.com>, diwakar kumar
<diwakar.kumar@adani.com>, Harshil patel5
<Harshil.patel5@adani.com>, diwakar kumar
<diwakar.kumar@adani.com>, Harshil patel5
<Harshil.patel5@adani.com>, Raghnesda Solar
Power Project <sjvn.rspp@sjvn.nic.in>,
sldcabtcomm@gmail.com, rumsinfo@mpnred.com,
impl sldc <impl.sldc@gmail.com>, comml wrpc comml
wrpc <comm1-wrpc@nic.in>, asharma@powergrid.in,
perations masaya
<perations.masaya@upcrenewables.in>, rudra singh
<rudra.singh@upcrenewables.in>, ae2 rumsl
<ae2.rumsl@gmail.com>, avaneesh shukla3
<avaneesh.shukla3@gmail.com>,
rshakya@powergrid.in, jana sangita
<jana.sangita@powergrid.in>, dere7 gsecl
<dere7.gsecl@gebmail.com>, ananthakrishnan@grid-
india.in, shubhamrbarai@grid-india.in,
ananthakrishnan@grid-india.in, wrldcscada@grid-
india.in

Cc : edwrldc@grid-india.in, vbalaji@grid-india.in,
susha@grid-india.in, govindraaj@grid-india.in, sushrut
meshram <sushrut.meshram@grid-india.in>, mo wrldc
<mo_wrldc@grid-india.in>, maneesh@grid-india.in,
hemantmeena@grid-india.in, c jagadeesh@grid-india.in

महोदय,

कृपया संलग्न अनुलग्नक, सी.एस.वी. प्रारूप में सक्रिय डेटा और रियक्टिव डेटा 10.06.24-16.06.24 के लिए प्राप्त करें।

Please find attached Annexure, Active and Reactive data in CSV format and for 10.06.24-16.06.24.

--

Thanks and Regards,

सादर धन्यवाद

Ch. Jagadeesh

Maneesh Khandelwal

W.R.L.D.C, METERING

डब्ल्यू.आर.एल.डी.सी, मीटरिंग



Follow Grid-India on:



*** This e-mail is an official email of Grid Controller of India Limited (Grid-India), is confidential and intended to use by the addressee only. If the message is received by anyone other than the addressee, please return the message to the sender by replying to it and then delete the message from your computer. Internet e-mails are not necessarily secure. The Grid Controller of India Limited (Grid-India) does not accept responsibility for changes made to this message after it was sent. Whilst all reasonable care has been taken to avoid the transmission of viruses, it is the responsibility of the recipient to ensure that the onward transmission, opening or use of this message and any attachments will not adversely affect its systems or data. No responsibility is accepted by the Grid-India in this regard and the recipient should carry out such virus and other checks as it considers appropriate. Visit our website at www.grid-india.in ***


Follow Grid-India on:



*** This e-mail is an official email of Grid Controller of India Limited (Grid-India), is confidential and intended to use by the addressee only. If the message is received by anyone other than the addressee, please return the message to the sender by replying to it and then delete the message from your computer. Internet e-mails are not necessarily secure. The Grid Controller of India Limited (Grid-India) does not accept responsibility for changes made to this message after it was sent. Whilst all reasonable care has been taken to avoid the transmission of viruses, it is the responsibility of the recipient to ensure that the onward transmission, opening or use of this message and any attachments will not adversely affect its systems or data. No responsibility is accepted by the Grid-India in this regard and the recipient should carry out such virus and other checks as it considers appropriate. Visit our website at www.grid-india.in ***

 **Reactive.rar**
32 KB

 **Active.rar**
2 MB

 **Annexure week-11 100624-160624.pdf**
1 MB
